SYNRISE INDUSTRIES





新扬工业科技(大连)有限公司

SYNRISE INDUSTRIES (DALIAN) CO.,LTD

SYNRISE INDUSTRIES

Synrise Industries (Dalian) Co.,Ltd. is a Aluminum Profile modular assembly system manufacturer & supplier from China, Dalian, which is the famous port city and Heavy Industrial Base in North-east of China.

As an leading supplier of aluminum profile and components, we always dedicate to provide efficient, economic, reliable products and solutions to all customers in different industries.

Our factory:

- Cover 3,000+ square meters,
- comply with Japanese “5S” management
- equipped with 7 work-stations, such as high-precision aluminum cutting machine, lathe, drilling and milling machine, punching machine, tapping machine, bending machine and CNC machining center

From project planning to frame construction, our experienced technicians offer one-stop solutions that help customers to put ideas into reality.

Tel: +86 411 8650 5955/8650 1655

Mail: manager@al-profile-components.com

Web: al-profile-components.com

M.P.: +86 13942859196

PG20 – Strut Profile

Page 1-02

20.1.020020.04

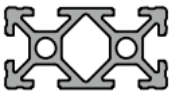
20.1.020040.06

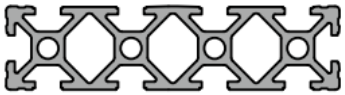
20.1.020080.10


20.1.040040.08

PG20 – Connectors

Page 2-10 ~ Page 2-28

20.2.02.020020.01

20.2.03.020020.01

20.2.03.020040.01

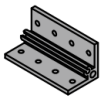
20.2.03.020080.01

20.2.04.020020.01

20.2.04.020040.01

20.2.04.020080.01

20.2.05.020020.01

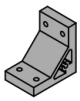
20.2.05.020040.01

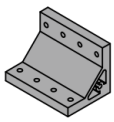
20.2.05.020080.01

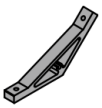
20.2.07.020020.01

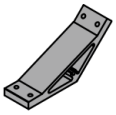
20.2.07.020040.01

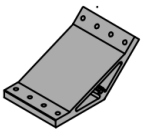
20.2.07.020080.01

20.2.08.020020.01

20.2.08.020040.01

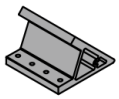
20.2.08.020080.01

20.2.06.01

20.2.09.01

20.2.07.01

PG20 - Fasteners

Page 3-01 ~ Page 3-06

20.3.01.4
20.3.01.5

20.3.02.3/20.3.02.4/20.3.02.5
20.3.02.4.01/20.3.02.5.01

PG30 – Strut Profile

Page 1-03 ~ Page 1-05

30.1.030030.02.90

30.1.030030.02.01

30.1.030030.02.02

30.1.030030.04

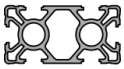
30.1.030060.06

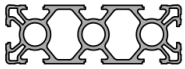
30.1.030090.08

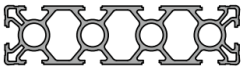
30.1.030120.10

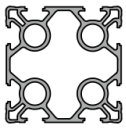
30.1.060060.08

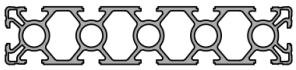
30.1.030150.10

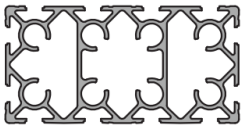
30.1.060120.10

PG30 - Connectors

Page 2-01 ~ Page 2-29

30.2.01.01

30.2.01.02

30.2.01.03

30.2.01.04

30.2.01.05

30.2.01.06

30.2.02.030030.01

30.2.02.030060.01

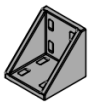
30.2.02.060060.01

30.2.03.030030.01

30.2.03.030060.01

30.2.04.030030.01

30.2.04.030060.01

30.2.05.030030.01

30.2.05.030060.01

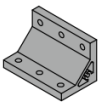
30.2.05.030090.01

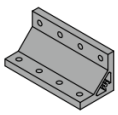
30.2.05.030120.01

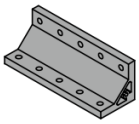
30.2.05.030150.01

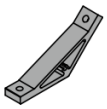
30.2.07.030030.01

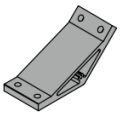
30.2.07.030060.01

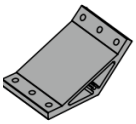
30.2.07.030090.01

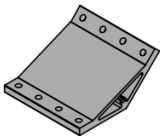
30.2.07.030120.01

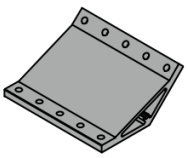
30.2.07.030150.01

30.2.08.030030.01

30.2.08.030060.01

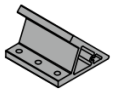
30.2.08.030090.01

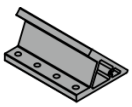
30.2.08.030120.01

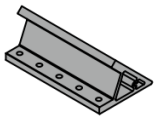
30.2.08.030150.01

30.2.06.01

30.2.07.01

30.2.09.01

30.2.10.01

PG30 - Fasteners

Page 3-01 ~ Page 3-07

30.3.01.4/30.3.01.5
30.3.01.6

30.3.02.6

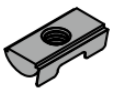
30.3.03.4/30.3.03.5
30.3.03.6/30.3.03.8


30.3.04.20/30.3.04.25
30.3.04.30/30.3.04.35

30.3.05.14.6
30.3.05.14.8

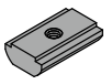
30.3.06.4/30.3.06.5
30.3.06.6

PG40 – Strut Profiles

Page 1-06 ~ Page 1-09

40.1.040040.02.90

40.1.040040.02.01

40.1.040040.02.02

00.1.040040.04.03.03

40.1.040040.04.01

40.1.040040.04.02

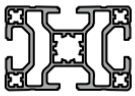
40.1.040060.04.01

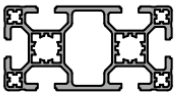
40.1.040080.06.01

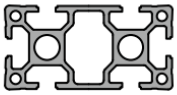
40.1.040080.06.02

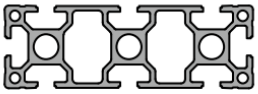
40.1.040120.08.02

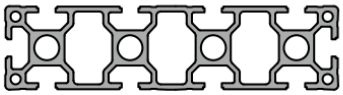
40.1.040160.10.02


40.1.080080.08.01

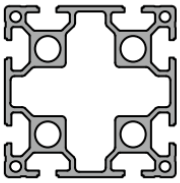
40.1.080080.08.02

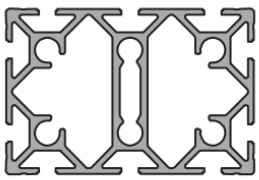
40.1.080120.10.02

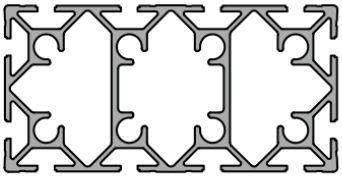
40.1.080160.12.02

PG40 - Connectors

Page 2-04 ~ Page 2-29

40.2.01.01

40.2.01.02

40.2.01.03

40.2.01.04

40.2.01.05

40.2.01.06

40.2.02.040040.01

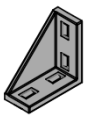
40.2.02.040080.01

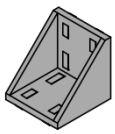
40.2.02.080080.01

40.2.04.040040.01

40.2.04.040060.01

40.2.04.040080.01

40.2.05.040040.01

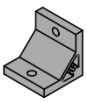
45.2.05.040060.01

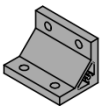
40.2.05.040080.01

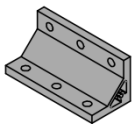
40.2.05.040120.01

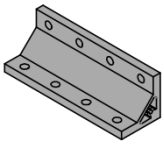
40.2.05.040160.01

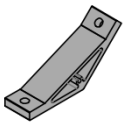
40.2.07.040040.01

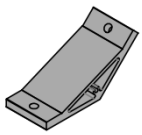
40.2.07.040060.01

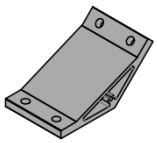
40.2.07.040080.01

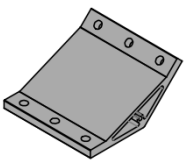
40.2.07.040120.01

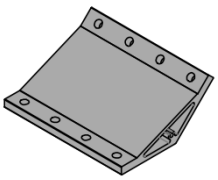
40.2.07.0400160.01

40.2.08.040040.01

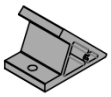
40.2.08.040060.01

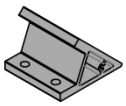
40.2.08.040080.01

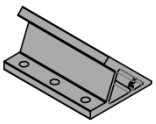
40.2.08.040120.01

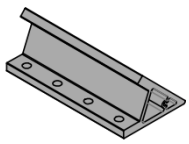
40.2.08.040160.01

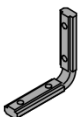

PG40 - Fasteners

Page 3-01 ~ Page 3-07

40.3.01.4/40.3.01.5
40.3.01.6/40.3.01.8

40.3.02.4/40.3.02.5
40.3.02.6/40.3.02.8

40.3.03.4/40.3.03.5
40.3.03.6/40.3.03.8

40.3.04.20/40.3.04.25
40.3.04.30/40.3.04.35
40.3.04.40

40.3.05.14.8

40.3.06.4
40.3.06.5
40.3.06.6

PG45 – Strut Profiles

Page 1-10 ~ Page 1-12

45.1.045045.02.90

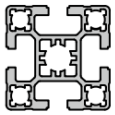
45.1.045045.04.01

45.1.045045.04.02

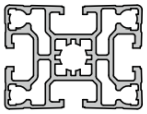
45.1.045060.04.01

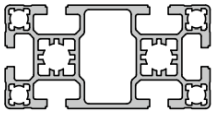
45.1.045090.06.01

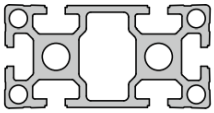
45.1.045090.06.02


45.1.090090.08.01

PG45 - Connectors

Page 2-04 ~ Page 2-29

45.2.01.01

45.2.01.02

45.2.01.03

45.2.01.04

45.2.01.05

45.2.02.045045.01

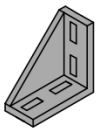
45.2.02.045090.01

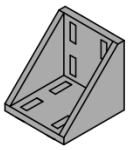
45.2.02.090090.01

45.2.05.045045.01

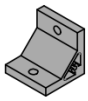
45.2.05.045060.01

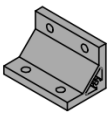
45.2.05.045090.01

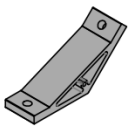
45.2.07.045045.01

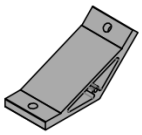
45.2.07.045060.01

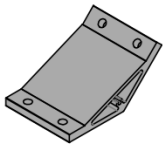
45.2.07.045090.01

45.2.08.045045.01

45.2.08.045060.01

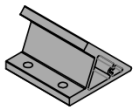
45.2.08.045090.01

45.2.06.01

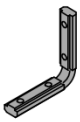
45.2.06.60.01

45.2.07.01

45.2.09.01

45.2.10.01

PG45 - Fasteners

Page 3-01 ~ Page 3-07

45.3.01.4/45.3.01.5
45.3.01.6/45.3.01.8

45.3.02.4/45.3.02.5
45.3.02.6/45.3.02.8

45.3.03.4/45.3.03.5
45.3.03.6/45.3.03.8

45.3.04.20/45.3.04.25
45.3.04.30/45.3.04.35
45.3.04.40

45.3.05.10.6
45.3.05.14.8

45.3.06.4
45.3.06.5
45.3.06.6

PG50 – Strut Profiles

Page 1-13

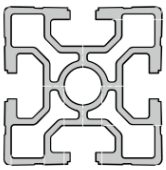
50.1.050050.04.01

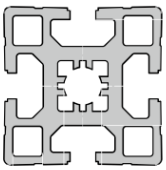
50.1.050050.04.02

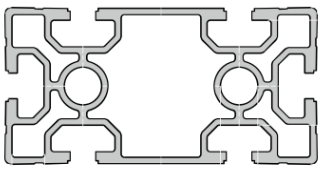
50.1.050100.06

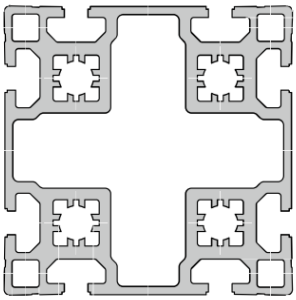
50.1.100100.08.02

PG50 - Connectors

Page 2-04 ~ Page 2-29

50.2.01.01

50.2.01.02

50.2.01.03

50.2.01.04

50.2.01.05

50.2.05.050050.01

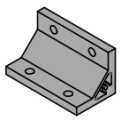
50.2.05.050100.01

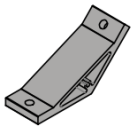
50.2.07.050050.01

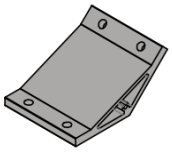
50.2.07.050100.01

50.2.08.050050.01

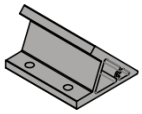
50.2.08.050100.01

PG50 - Fasteners

Page 3-01 ~ Page 3-07

50.3.01.4/50.3.01.5
50.3.01.6/50.3.01.8

50.3.02.4/50.3.02.5
50.3.02.6/50.3.02.8

50.3.03.4/50.3.03.5
50.3.03.6/50.3.03.8

50.3.04.20/50.3.04.25
50.3.04.30/50.3.04.35
50.3.04.40

50.3.05.12.6
50.3.05.14.8

50.3.06.4
50.3.06.5
50.3.06.6

PG60 – Strut Profiles Page 1-14



60.1.060060.04

PG60 - Connectors Page 2-04 ~ Page 2-29

60.2.01.01

60.2.01.02

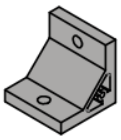

60.2.05.060060.01

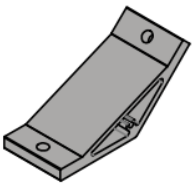

60.2.07.060060.01

60.2.08.060060.01

60.2.09.01

PG60 - Fasteners Page 3-01 ~ Page 3-07

60.3.01.4/60.3.01.5
60.3.01.6/60.3.01.8

60.3.02.4/60.3.02.5
60.3.02.6/60.3.02.8

60.3.03.4/60.3.03.5
60.3.03.6/60.3.03.8

60.3.04.20/60.3.04.25
60.3.04.30/60.3.04.35
60.3.04.40

60.3.05.14.6
60.3.05.14.8
60.3.05.16.8

60.3.06.4
60.3.06.5
60.3.06.6

Accessories

Page 4-01 ~ Page 7-04


End Cap

T Slot Cover

T slot reducing strip

Panel Insert Strip

Profile Cover

Hinge

Handle

Leveling Foot

Castor


Mounting Plate

Base Angle

Sliding Hook

Magnet Stopper

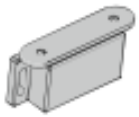
Magnet Catch

Pivot Plate

ACP

Mesh

PMMA

Panel Block

Lock

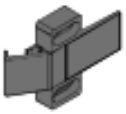
Door Lock

Profile Hinge

Sliding Plate

Mesh Nut

Special – Extrusion Profiles Page 1-15 ~ Page 1-18

00.1.020040.02.04

00.1.020080.05.04

00.1.020120.07.04

00.1.015030.02.04

00.1.016050.04

00.1.016075.04

00.1.035035.04.04

00.1.040040.05.04

00.1.050050.09.04

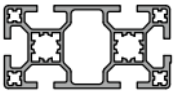
00.1.040080.06.01.04

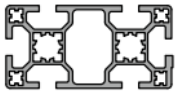
00.1.040080.06.02.04

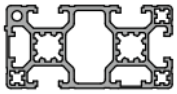
00.1.040080.06.03.04

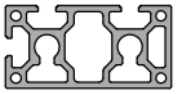
40.1.040080.03.01

00.1.040080.04


00.1.044049.04


00.1.080080.04

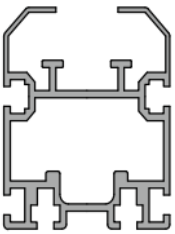
00.1.092080.04

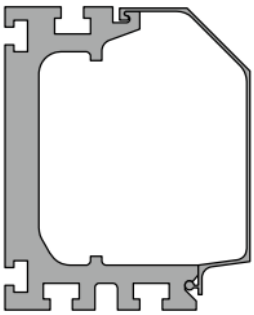
00.1.085135.04

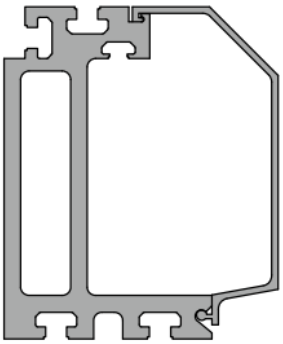
00.1.100160.04

Lean Equipment – Profiles

Page 1-19 ~ Page 1-20

01.1.015030

01.1.031033

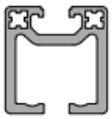
01.1.040042

Partition System – Profiles

02.1.030030

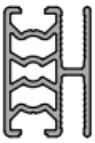
02.1.030045

02.1.040040.04

02.1.040040

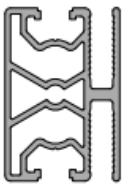
02.1.040060

02.1.045045.04



1. STRUT PROFILE

- PG20
- PG30
- PG40
- PG45
- PG50
- PG60

Strut Profile 20



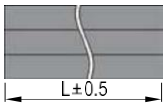

Material: 6063-T6
Surface: Anodized
Color: Silver

1. Effective length: 5800mm
2. Cut section not anodized

Strut profile PG20, with 6.2mm T-slot, is designed for light weight structure.

PG20-20x20 4 slots



PG20-20x40 6 slots



PG20-20x80 10 slots



PG20-40x40 8 slots



PG20-20x20 4 slots

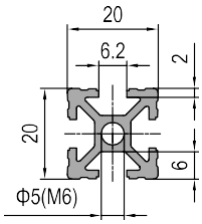

PG20-20x40 6 slots

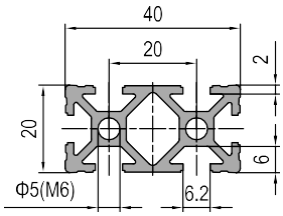

PG20-20x80 10 slots

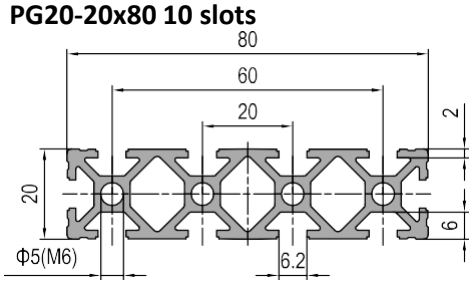

PG20-40x40 8 slots

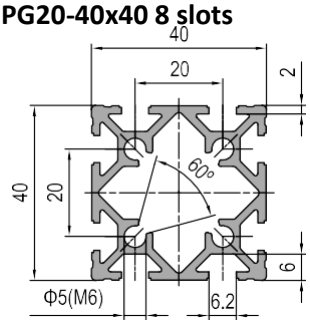

Description	Moment of Inertia Ix(cm^4)	Moment of Inertia Iy(cm^4)	Moment of Resistance Wx(cm^3)	Moment of Resistance Wy(cm^3)	Mass (kg/m)	Part No.
20x20, 4 slots	0.70	0.70	0.70	0.70	0.55	20.1.020020.04
20x40, 6 slots	1.30	4.90	1.30	2.40	0.95	20.1.020040.06
20x80, 10 slots	2.50	34.80	2.50	8.70	1.75	20.1.020080.10
40x40, 8 slots	8.60	8.60	4.30	4.30	1.35	20.1.040040.08

Strut Profile 30



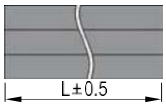

Material: 6063-T6
Surface: Anodized
Color: Silver

1. Effective length: 5800mm
2. Cut section not anodized

Strut profile PG30, with 8.2mm T-slot, is designed for medium weight structures such as machine frame, trolley, workstation, exhibition frames, and partition frames.

PG30-30x30 2 slots R90



PG30-30x30 2 slots A



PG30-30x30 2 slots B



PG30-30x30 4 slots



PG30-30x60 6 slots



PG30-30x90 8 slots



PG30-30x120 10 slots



PG30-30x150 12 slots



PG30-60x60 8 slots



PG30-60x120 10 slots



Strut Profile 30



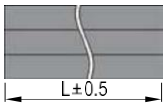

Material: 6063-T6
Surface: Anodized
Color: Silver

1. Effective length: 5800mm
2. Cut section not anodized

Strut profile PG30, with 8.2mm T-slot, is designed for medium weight structures such as machine frame, trolley, workstation, exhibition frames, and partition frames.

PG30-30x30 2 slots R90

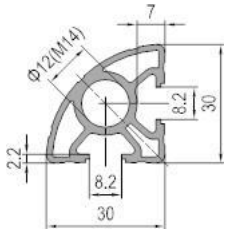

PG30-30x30 2 slots A

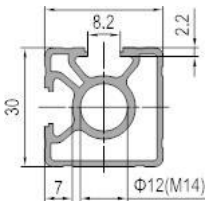

PG30-30x30 2 slots B

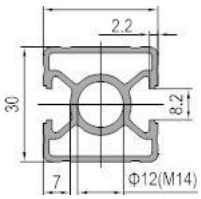

PG30-30x30 4 slots

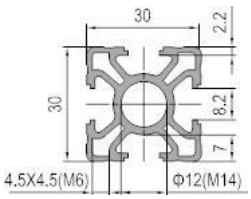

PG30-30x60 6 slots

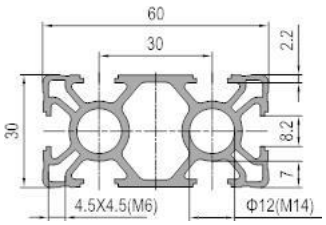

PG30-30x90 8 slots

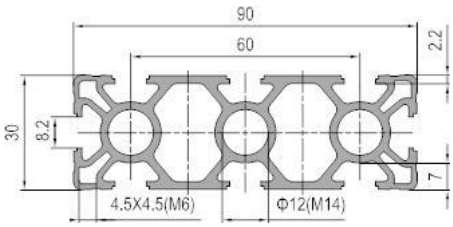

PG30-30x120 10 slots

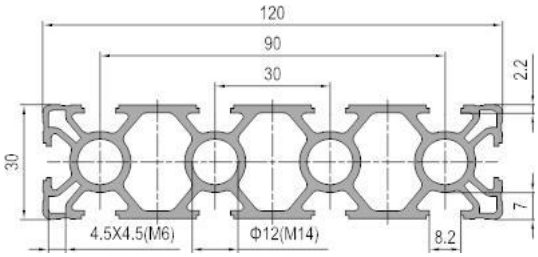

Description	Moment of Inertia Ix(cm^4)	Moment of Inertia Iy(cm^4)	Moment of Resistance Wx(cm^3)	Moment of Resistance Wy(cm^3)	Mass (kg/m)	Part No.
30x30, 2 slots, R90	2.4	1.5	1.6	1	0.8	30.1.030030.02.90
30x30, 2 slots, Type A	2.6	2.6	1.3	1.2	0.85	30.1.030030.02.01
30x30, 2 slots, Type B	2.7	2.6	1.8	1.7	0.85	30.1.030030.02.02
30x30, 4 slots	2.7	2.7	1.8	1.8	0.9	30.1.030030.04
30x60, 6 slots	5.3	19.5	3.5	6.5	1.6	30.1.030060.06
30x90, 8 slots	8.1	62.2	5.4	13.9	2.3	30.1.030090.08
30x120, 10 slots	10.9	142	7.2	23.7	3.1	30.1.030120.10

Strut Profile 30



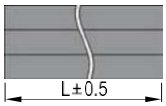

Material: 6063-T6
Surface: Anodized
Color: Silver

1. Effective length: 5800mm
2. Cut section not anodized

Strut profile PG30, with 8.2mm T-slot, is designed for medium weight structures such as machine frame, trolley, workstation, exhibition frames, and partition frames.

PG30-30x150 12 slots

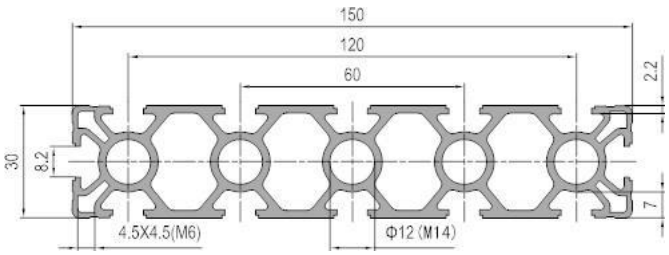

PG30-60x60 8 slots

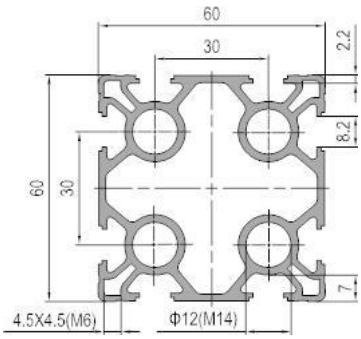

PG30-60x120 12 slots

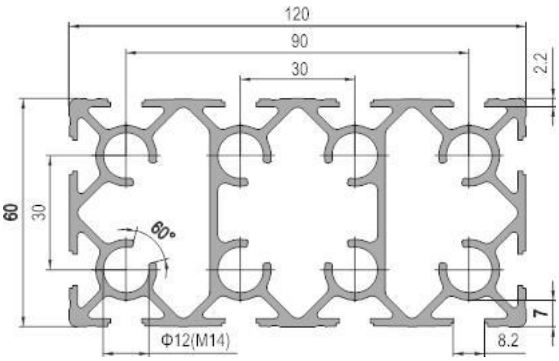

Description	Moment of Inertia Ix(cm^4)	Moment of Inertia Iy(cm^4)	Moment of Resistance Wx(cm^3)	Moment of Resistance Wy(cm^3)	Mass (kg/m)	Part No.
30x150, 12 slots	13.6	274.6	9.1	36.6	3.8	30.1.030150.12
60x60, 8 slots	35.3	35.3	11.8	11.8	2.7	30.1.060060.08
60x120, 12 slots	71.4	242.0	23.8	40.3	4.6	30.1.060120.12

Strut Profile 40



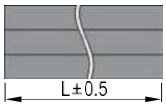

Material: 6063-T6
Surface: Anodized
Color: Silver

1. Effective length: 5800mm
2. Cut section not anodized

Strut profile PG40, with 8.2mm T-slot, is designed for medium weight structure and heavy loading structures, such as machine frame, workstation, partition, exhibition frames, and machine enclosure, etc.

40x40 2 slots R90



40x40 2 slots A



40x40 2 slots B



40x40 4 slots, Light



40x40 4 slots



40x40 4 slots, Heavy



40x60 4 slots



40x80 6 slots



40x40 6 slots, Heavy



40x120 8 slots, Heavy



40x160 10 slots, Heavy



80x80 8 slots



80x80 8 slots, Heavy



80x120 10 slots, Heavy



40x160 12 slots, Heavy



Strut Profile 40



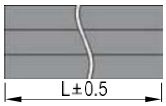

Material: 6063-T6
Surface: Anodized
Color: Silver

1. Effective length: 5800mm
2. Cut section not anodized

Strut profile PG40, with 8.2mm T-slot, is designed for medium weight structure and heavy loading structures, such as machine frame, workstation, partition, exhibition frames, and machine enclosure, etc.

40x40 2 slots R90

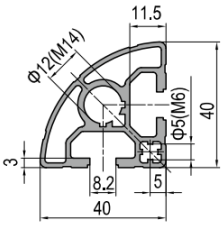

40x40 2 slots A

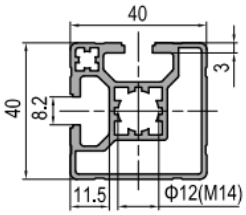

40x40 2 slots B

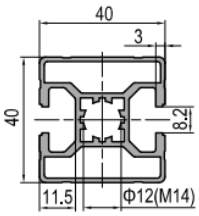

40x40 4 slots, Light

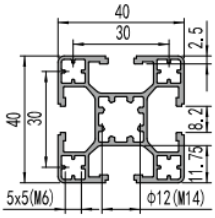

40x40 4 slots

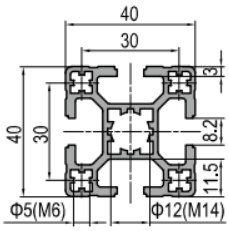

40x40 4 slots, Heavy

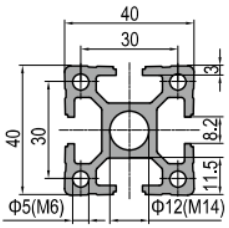

40x60 4 slots

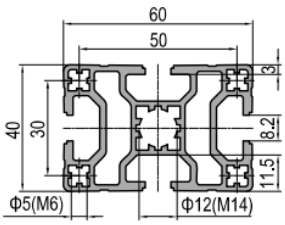

40x80 6 slots

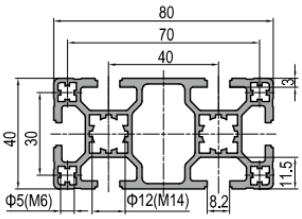

Description	Moment of Inertia Ix(cm⁴)	Moment of Inertia Iy(cm⁴)	Moment of Resistance Wx(cm³)	Moment of Resistance Wy(cm³)	Mass (kg/m)	Part No.
40x40, 2 slots, R90	7.50	7.50	3.80	3.80	1.45	40.1.040040.02.90
40x40, 2 slots, Type A	7.20	7.10	2.70	2.40	1.30	40.1.040040.02.01
40x40, 2 slots, Type B	7.40	7.00	3.70	3.50	1.30	40.1.040040.02.02
40x40, 4 slots, Light	6.50	6.50	3.25	3.25	1.20	00.1.040040.04.03.03
40x40, 4 slots	8.70	8.70	4.40	4.40	1.45	40.1.040040.04.01
40x40, 4 slots, Heavy	10.40	10.40	5.20	5.20	1.85	40.1.040040.04.02
40x60, 4 slots	12.80	25.90	6.40	8.60	2.15	40.1.040060.04.01
40x80, 6 slots	16.00	58.00	8.00	14.50	2.50	40.1.040080.06.01

Strut Profile 40



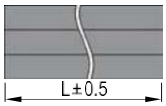

Material: 6063-T6
Surface: Anodized
Color: Silver

1. Effective length: 5800mm
2. Cut section not anodized

Strut profile PG40, with 8.2mm T-slot, is designed for medium weight structure and heavy loading structures, such as machine frame, workstation, partition, exhibition frames, and machine enclosure, etc.

40x40 6 slots, Heavy

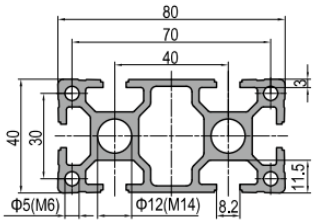

40x120 8 slots, Heavy

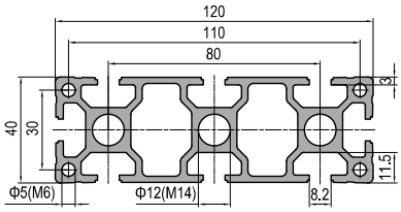

40x160 10 slots, Heavy

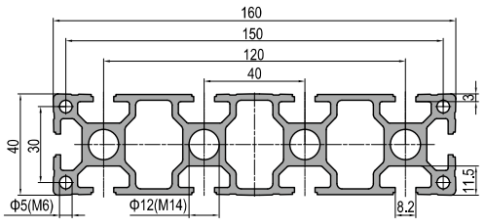

Description	Moment of Inertia Ix(cm^4)	Moment of Inertia Iy(cm^4)	Moment of Resistance Wx(cm^3)	Moment of Resistance Wy(cm^3)	Mass (kg/m)	Part No.
40x80, 6 slots, Heavy	18.20	71.50	9.10	17.90	3.10	40.1.040080.06.02
40x120, 8 slots, Heavy	26.00	219.00	13.00	36.50	4.50	40.1.040120.08.02
40x160, 10 slots, Heavy	34.00	488.70	17.00	61.10	5.55	40.1.040160.10.02

Strut Profile 40



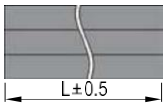

Material: 6063-T6
Surface: Anodized
Color: Silver

1. Effective length: 5800mm
2. Cut section not anodized

Strut profile PG40, with 8.2mm T-slot, is designed for medium weight structure and heavy loading structures, such as machine frame, workstation, partition, exhibition frames, and machine enclosure, etc.

80x80 8 slots

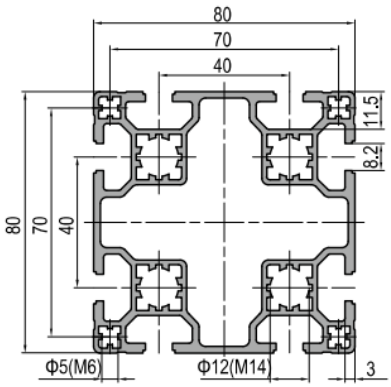

80x80 8 slots, Heavy

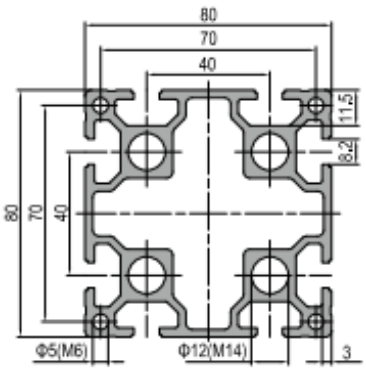

80x120 10 slots, Heavy

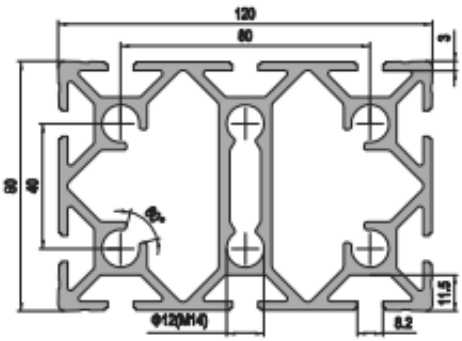

40x160 12 slots, Heavy

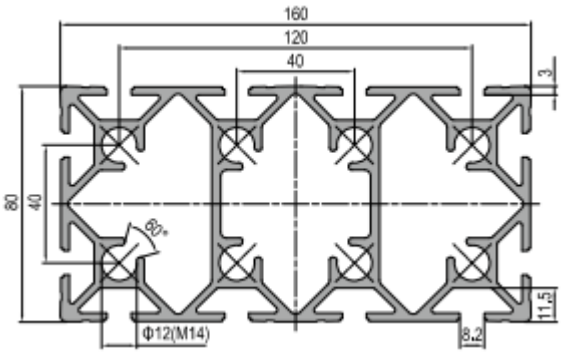

Description	Moment of Inertia Ix(cm⁴)	Moment of Inertia Iy(cm⁴)	Moment of Resistance Wx(cm³)	Moment of Resistance Wy(cm³)	Mass (kg/m)	Part No.
80x80, 8 slots	100.60	100.60	25.20	25.20	3.90	40.1.080080.08.01
80x80, 8 slots, Heavy	126.30	126.30	31.60	31.60	5.10	40.1.080080.08.02
80x120, 10 slots, Heavy	186.40	374.60	62.40	46.70	7.10	40.1.080120.10.02
80x160, 12 slots, Heavy	231.20	780.70	57.80	97.60	8.30	40.1.080160.12.02

Strut Profile 45



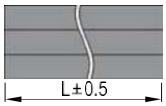

Material: 6063-T6
Surface: Anodized
Color: Silver

1. Effective length: 5800mm
2. Cut section not anodized

Strut profile PG45, with 8.2mm T-slot, is designed for heavy loaded structures including machine structure frame, factory partition etc.

45x45 4 slots, 2 slots, R90



45x45, 4 slots



45x45 4 slots, Heavy



45x60 4 slots



45x90 6 slots



45x90 6 slots, Heavy



90x90 8 slots



Strut Profile 45



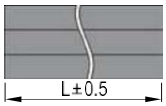

Material: 6063-T6
Surface: Anodized
Color: Silver

1. Effective length: 5800mm
2. Cut section not anodized

Strut profile PG45, with 8.2mm T-slot, is designed for heavy loaded structures including machine structure frame, factory partition etc.

45x45 4 slots, 2 slots, R90

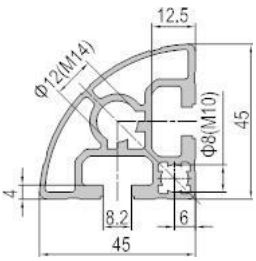

45x45, 4 slots

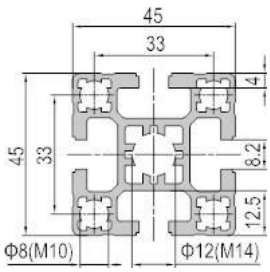

45x45 4 slots, Heavy

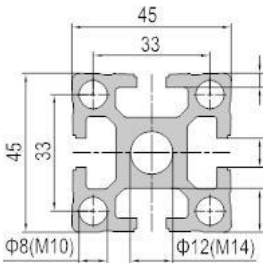

45x60 4 slots

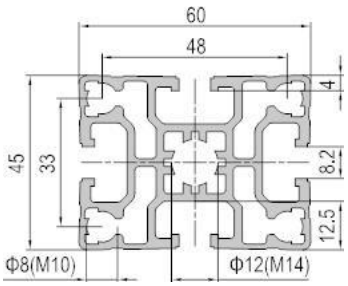

Description	Moment of Inertia Ix(cm⁴)	Moment of Inertia Iy(cm⁴)	Moment of Resistance Wx(cm³)	Moment of Resistance Wy(cm³)	Mass (kg/m)	Part No.
45x45, 2 slots, R90	12.40	12.40	5.50	5.50	1.50	45.1.045045.02.90
45x45, 4 slots	14.20	14.20	6.40	6.40	1.90	45.1.045045.04.01
45x45, 4 slots, Heavy	16.40	16.40	7.30	7.30	2.60	45.1.045045.04.02
45x60, 4 slots	16.56	28.54	7.50	9.60	2.40	45.1.045060.04.01

Strut Profile 45



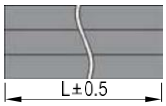

Material: 6063-T6
Surface: Anodized
Color: Silver

1. Effective length: 5800mm
2. Cut section not anodized

Strut profile PG45, with 8.2mm T-slot, is designed for heavy loaded structures including machine structure frame, factory partition etc.

45x90 6 slots

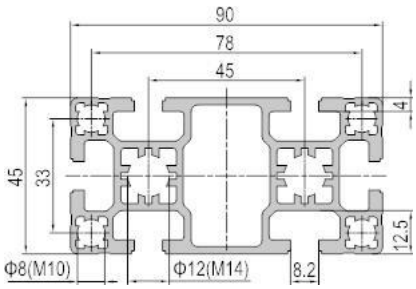

45x90 6 slots, Heavy

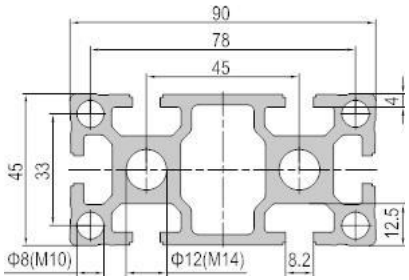

90x90 8 slots

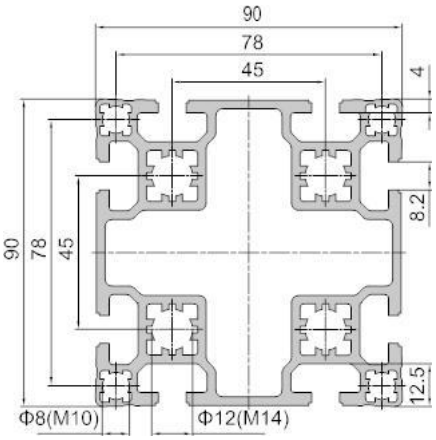

Description	Moment of Inertia Ix(cm^4)	Moment of Inertia Iy(cm^4)	Moment of Resistance Wx(cm^3)	Moment of Resistance Wy(cm^3)	Mass (kg/m)	Part No.
45x90, 6 slots	26.00	98.30	11.60	21.90	3.25	45.1.045090.06.01
45x90, 6 slots, Heavy	30.40	121.50	13.50	27.00	4.45	45.1.045090.06.02
90x90, 8 slots	178.00	178.00	39.50	39.50	5.75	45.1.090090.08.01

Strut Profile 50



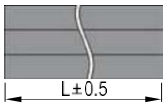

Material: 6063-T6
Surface: Anodized
Color: Silver

1. Effective length: 5800mm
2. Cut section not anodized

Strut profile PG50, with 8.2mm T-slot, is designed for heavy loaded structures including machine structure frame, factory partition etc.

50x50 4 slots



50x50 4 slot, Heavy



50x100 6 slots



100x100 8 slots, Heavy



50x50 4 slots

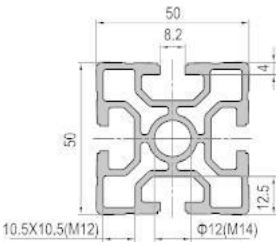

50x50 4 slot, Heavy

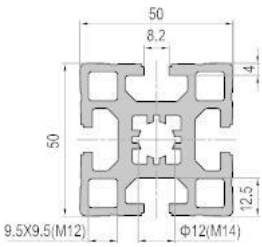

50x100 6 slots

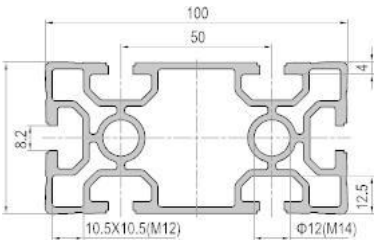

100x100 8 slots, Heavy

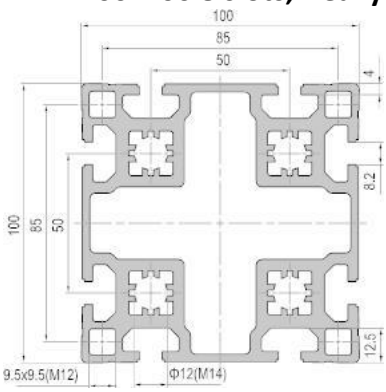

Description	Moment of Inertia Ix(cm^4)	Moment of Inertia Iy(cm^4)	Moment of Resistance Wx(cm^3)	Moment of Resistance Wy(cm^3)	Mass (kg/m)	Part No.
50x50, 4 slots	20.40	20.40	8.20	8.20	2.45	50.1.050050.04.01
50x50, 4 slots, Heavy	24.90	24.90	10.00	10.00	3.20	50.1.050050.04.02
50x00, 6 slots	36.10	143.90	14.50	28.80	3.90	50.1.050100.06
100x100, 8 slots, Heavy	327.00	327.00	65.40	65.40	8.60	50.1.100100.08.02

Strut Profile 60



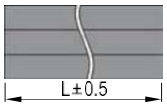

Material: 6063-T6
Surface: Anodized
Color: Silver

1. Effective length: 5800mm
2. Cut section not anodized

Strut profile PG60, with 8.2mm T-slot, is designed for heavy loaded structures including machine structure frame, factory partition etc.

60x60 4 slots



60x60 4 slots

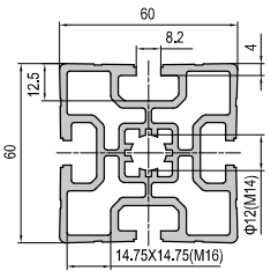

Description	Moment of Inertia Ix(cm^4)	Moment of Inertia Iy(cm^4)	Moment of Resistance Wx(cm^3)	Moment of Resistance Wy(cm^3)	Mass (kg/m)	Part No.
60x60, 4 slots	39.5	39.5	13.2	13.2	3.4	60.1.060060.04

Special Profile – PG15



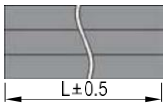

Material: 6063-T6
Surface: Anodized
Color: Silver

1. Effective length: 5800mm
2. Cut section not anodized

15x30 2 slots

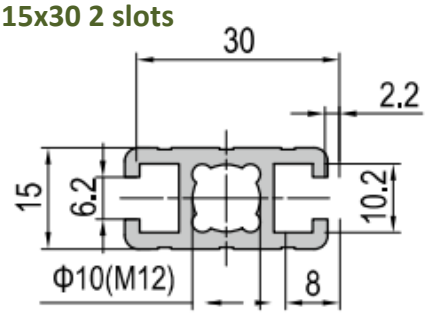

Description	Moment of Inertia Ix(cm^4)	Moment of Inertia Iy(cm^4)	Moment of Resistance Wx(cm^3)	Moment of Resistance Wy(cm^3)	Mass (kg/m)	Part No.
15x30 2 slots	0.70	1.50	0.90	1.00	0.60	00.1.015030.02.04

Special Profile – PG20



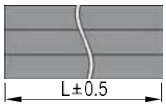

Material: 6063-T6
Surface: Anodized
Color: Silver

1. Effective length: 5800mm
2. Cut section not anodized

60x60 4 slots

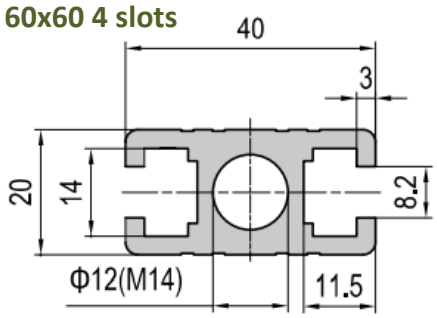

60x60 4 slots

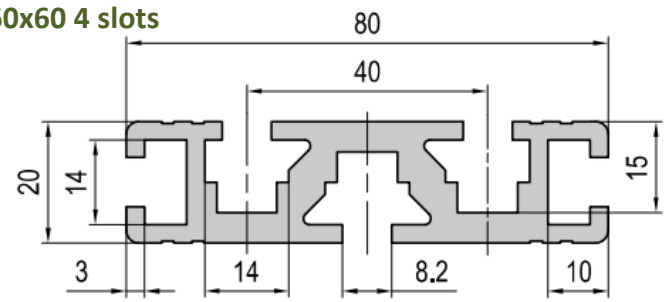

60x60 4 slots

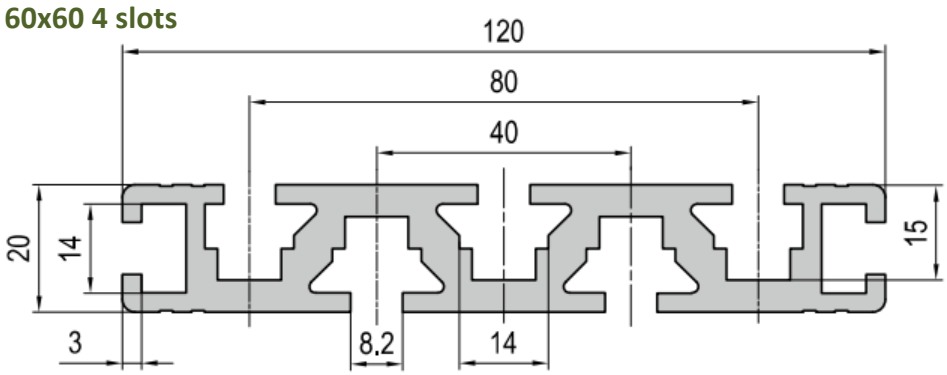

Description	Moment of Inertia Ix(cm⁴)	Moment of Inertia Iy(cm⁴)	Moment of Resistance Wx(cm³)	Moment of Resistance Wy(cm³)	Mass (kg/m)	Part No.
20x40 2 slots	2.20	4.90	2.20	2.50	1.30	00.1.020040.02.04
20x80 5 slots	3.70	41.20	3.70	11.00	2.30	00.1.020080.05.04
20x120 7 slots	5.50	140.50	5.50	24.00	3.50	00.1.020120.07.04

Angle Profile

Material: 6063-T6
Surface: Anodized
Color: Silver

1. Effective length: 5800mm
2. Cut section not anodized

Strut profile PG60, with 8.2mm T-slot, is designed for heavy loaded structures including machine structure frame, factory partition etc.

35x35x4 angle profile

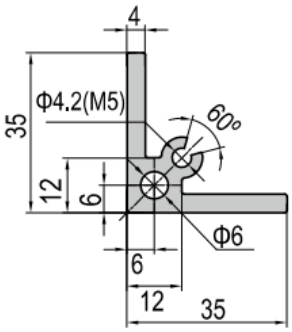

40x40x5 angle profile

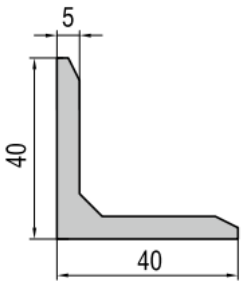

50x50x9 angle profile

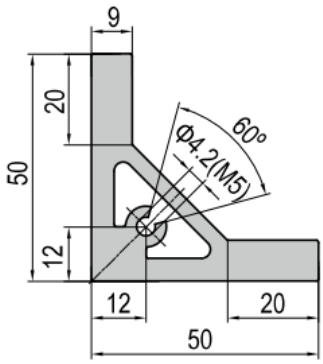

Description	Mass (kg/m)	Part No.
35x35x4 angle profile	1.00	00.1.035035.04.04
40x40x5 angle profile	1.10	00.1.040040.05.04
50x50x9 angle profile	2.40	00.1.050050.09.04

Conduit Profile

Material: 6063-T6
Surface: Anodized
Color: Silver

1. Effective length: 5800mm
2. Cut section not anodized

Conduit profile, used for wire layout.

Conduit Profile – 40x40

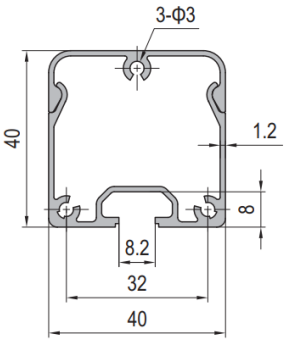

Conduit Profile – 40x80

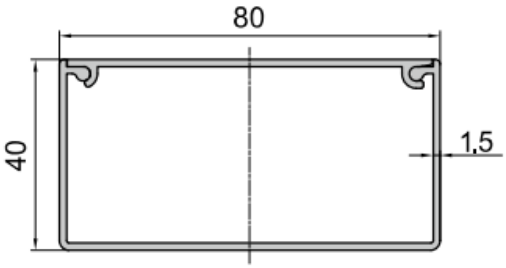

Conduit Profile – 80x80

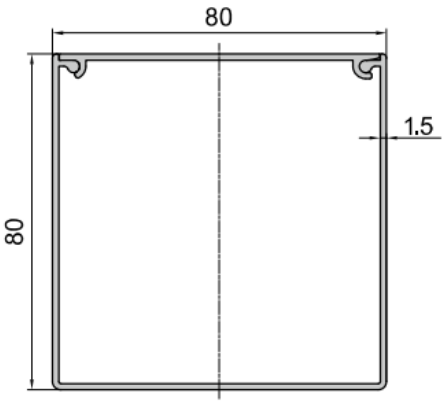

Description	Mass (kg/m)	Part No.
40x40 conduit profile	0.81	1.41.40..040040
40x80 conduit profile	1.25	00.1.040080.04
80x80 conduit profile	1.60	00.1.080080.04

Lean Profile

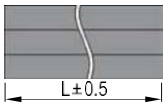

Material: 6063-T6
Surface: Anodized
Color: Silver

1. Effective length: 5800mm
2. Cut section not anodized

15x30 lean profile

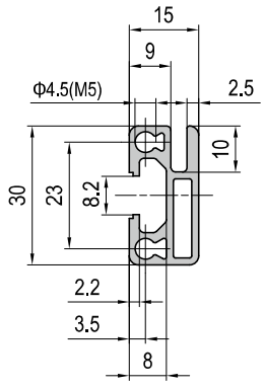



Sliding Profile - Light

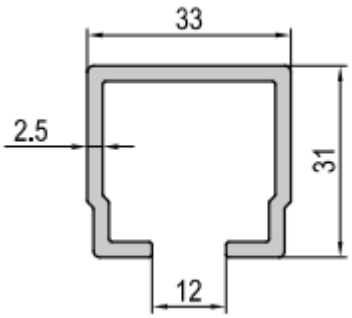

Sliding Profile - Heavy

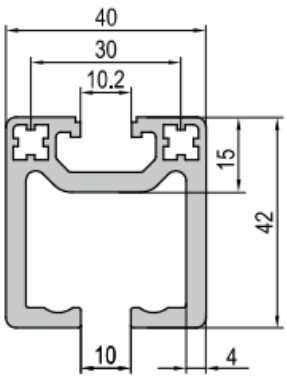

Description	Mass (kg/m)	Part No.
15x30 lean profile	0.60	01.1.015030
Sliding Profile - Light	1.00	01.1.031033
Sliding Profile - Heavy	1.75	01.1.040042

Partition Profile



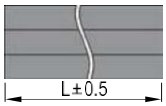

Material: 6063-T6
Surface: Anodized
Color: Silver

1. Effective length: 5800mm
2. Cut section not anodized

30x30 Panel profile

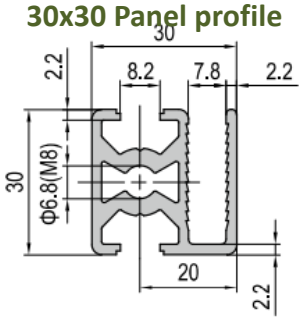

30x45 Panel profile

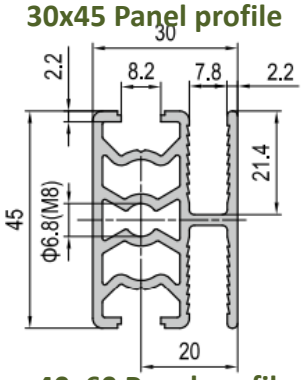

40x40 strut profile

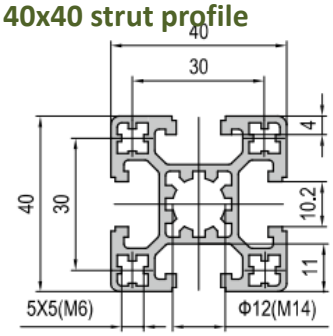

40x40 Panel profile

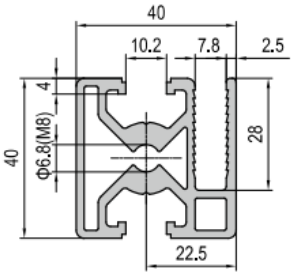

40x60 Panel profile

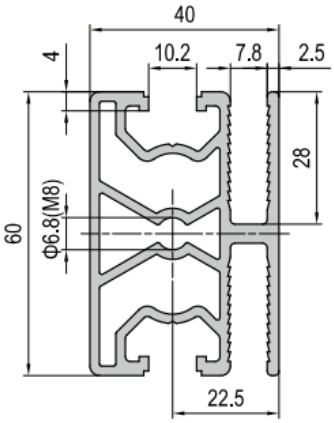

45x45 strut profile

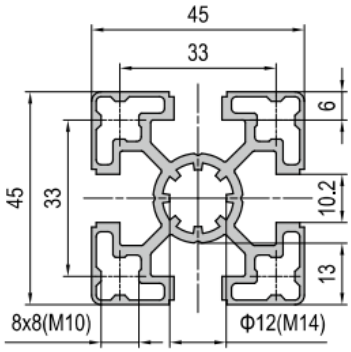

Description	Moment of Inertia Ix(cm^4)	Moment of Inertia Iy(cm^4)	Moment of Resistance Wx(cm^3)	Moment of Resistance Wy(cm^3)	Mass (kg/m)	Part No.
30x30 Panel profile	3.40	2.50	2.20	1.60	1.10	02.1.030030
30x45 Panel profile	7.20	4.70	4.80	2.10	1.35	02.1.030045
40x40 strut profile	8.60	8.60	4.30	4.30	1.55	02.1.040040.04
40x40 Panel profile	9.90	8.10	4.90	4.00	1.70	02.1.040040
40x60 Panel profile	23.30	13.60	11.60	4.50	2.10	02.1.040060
45x45 strut profile	12.10	12.10	5.40	5.40	1.80	02.1.045045.04



2. CONNECTORS

- Anchor Connector
- Die Cast Bracket
- Angle Profile Bracket
- Inner Bracket
- Linear Bar Connector
- Screw Connector
- Tri Corner Connector

Anchor Connector

Application: Profile connection
Feature: high strength, easily adjust only 1 slot used for connection
Material: Zinc plated steel
Color: Silver blue

K=distance of punching hole, D= size of hole, P=depth of punching hole

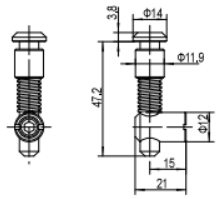

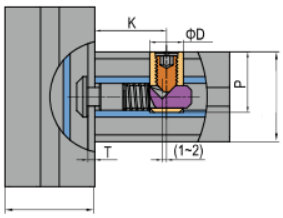

PG30 - Universal

T (mm)	2.2
K (mm)	33.0
D (mm)	12.0
P (mm)	21.0
UW (g)	39
Part No.	30.2.01.01

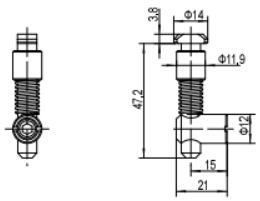

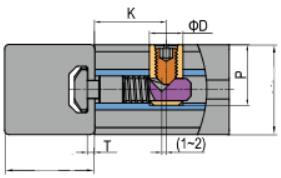

PG30 - Standard

T (mm)	2.2
K (mm)	33.0
D (mm)	12.0
P (mm)	21.0
UW (g)	38
Part No.	30.2.01.02

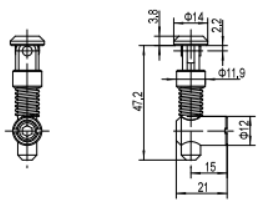

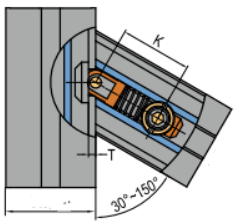

PG30 - Oblique

T (mm)	2.2
K (mm)	33.0
D (mm)	12.0
P (mm)	21.0
UW (g)	38
Part No.	30.2.01.03

I. Drop in the bushing

II. Install the anchor



III. Slide to the groove



IV. Fastening



Universal/ Standard/ Screw

Oblique



Miter

Anchor Connector

Application: Profile connection
Feature: high strength, easily adjust only 1 slot used for connection
Material: Zinc plated steel
Color: Silver blue

K=distance of punching hole, D= size of hole, P=depth of punching hole

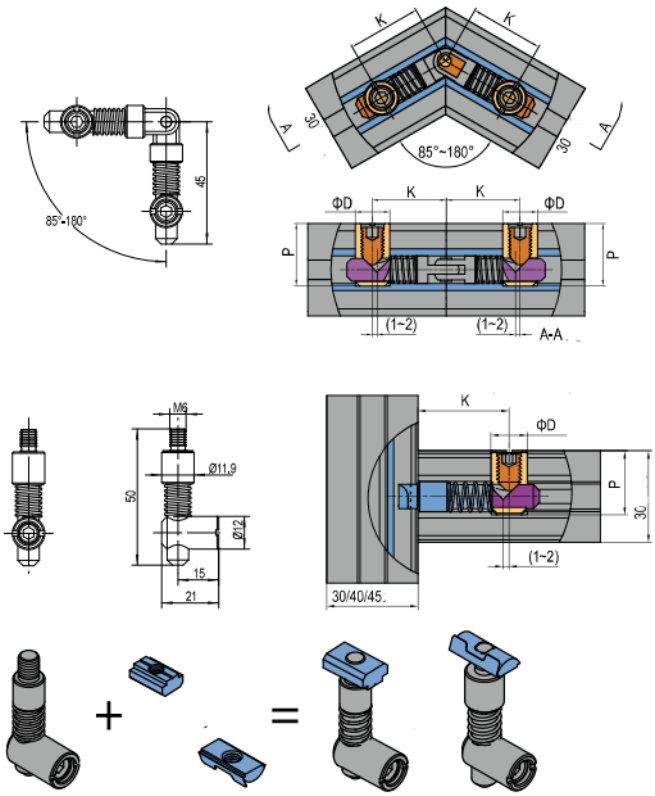

PG30 - Miter

T (mm)	--
K (mm)	33.0
D (mm)	12.0
P (mm)	21.0
UW (g)	63
Part No.	30.2.01.04

PG30 - Screw

T (mm)	--
K (mm)	33.0
D (mm)	12.0
P (mm)	21.0
UW (g)	35
Part No.	30.2.01.05

I. Drop in the bushing

II. Install the anchor



III. Slide to the groove



IV. Fastening



Universal/ Standard/ Screw

Oblique



Miter

Anchor Connector

Application: Profile connection
Feature: high strength, easily adjust only 1 slot used for connection
Material: Zinc plated steel
Color: Silver blue

K=distance of punching hole, D= size of hole, P=depth of punching hole

Universal

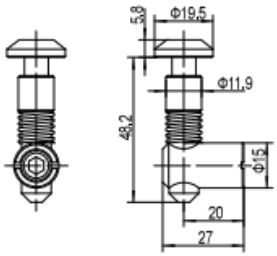

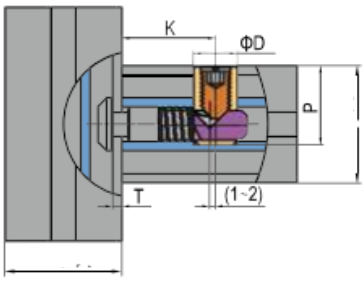

Description	T (mm)	K (mm)	D (mm)	P (mm)	UW (g)	Part No.
PG40 – Universal	3.0	33.0	15.0	27.0	39	40.2.01.01
PG45 – Universal	4.0	32.0	15.0	29.5	62	45.2.01.01
PG50 – Universal	4.0	32.0	15.0	32.0	64	50.2.01.01
PG60 - Universal	4.0	32.0	15.0	37.0	66	60.2.01.01

I. Drop in the bushing

II. Install the anchor



III. Slide to the groove



IV. Fastening



Universal/ Standard/ Screw



Oblique



Miter

Anchor Connector

Application: Profile connection
Feature: high strength, easily adjust only 1 slot used for connection
Material: Zinc plated steel
Color: Silver blue

K=distance of punching hole, D= size of hole, P=depth of punching hole

Standard

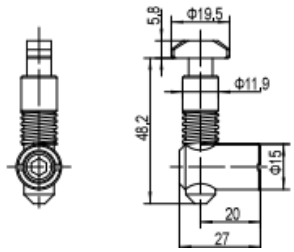

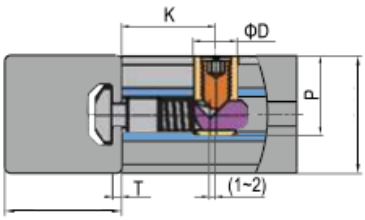

Description	T (mm)	K (mm)	D (mm)	P (mm)	UW (g)	Part No.
PG40 – Standard	3.0	33.0	15.0	27.0	58	40.2.01.02
PG45 – Standard	4.0	32.0	15.0	29.5	60	45.2.01.02
PG50 – Standard	4.0	32.0	15.0	32.0	62	50.2.01.02
PG60 - Standard	4.0	32.0	15.0	37.0	70	60.2.01.02

I. Drop in the bushing

II. Install the anchor



III. Slide to the groove



IV. Fastening



Universal/ Standard/ Screw



Oblique



Miter

Anchor Connector

Application: Profile connection
Feature: high strength, easily adjust only 1 slot used for connection
Material: Zinc plated steel
Color: Silver blue

K=distance of punching hole, D= size of hole, P=depth of punching hole

Oblique

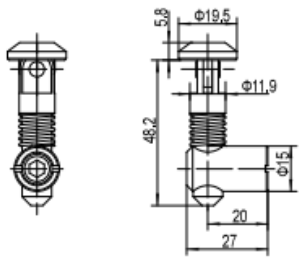

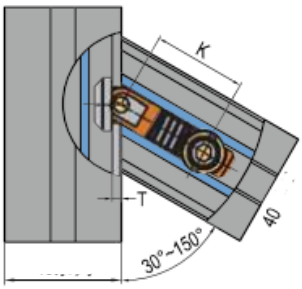

Description	T (mm)	K (mm)	D (mm)	P (mm)	UW (g)	Part No.
PG40 – Oblique	3.0	33.0	15.0	27.0	58	40.2.01.03
PG45 – Oblique	4.0	32.0	15.0	29.5	60	45.2.01.03
PG50 – Oblique	4.0	32.0	15.0	32.0	62	50.2.01.03
PG60 - Oblique	4.0	32.0	15.0	37.0	70	60.2.01.03

I. Drop in the bushing

II. Install the anchor



III. Slide to the groove



IV. Fastening



Universal/ Standard/ Screw



Oblique



Miter

Anchor Connector

Application: Profile connection
Feature: high strength, easily adjust only 1 slot used for connection
Material: Zinc plated steel
Color: Silver blue

K=distance of punching hole, D= size of hole, P=depth of punching hole

Miter

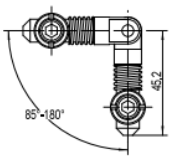

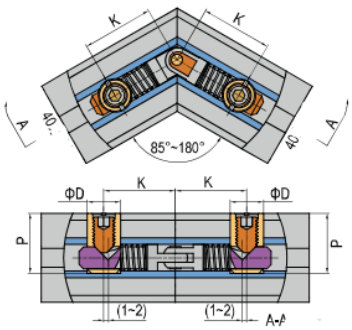

Description	T (mm)	K (mm)	D (mm)	P (mm)	UW (g)	Part No.
PG40 – Miter	--	33.0	15.0	27.0	97	40.2.01.04
PG45 – Miter	--	33.0	15.0	29.5	100	45.2.01.04
PG50 – Miter	--	33.0	15.0	32.0	104	50.2.01.04
PG60 – Miter	--	32.0	15.0	37.0	120	60.2.01.04

I. Drop in the bushing

II. Install the anchor



III. Slide to the groove



IV. Fastening



Universal/ Standard/ Screw



Oblique



Miter

Anchor Connector

Application: Profile connection
Feature: high strength, easily adjust only 1 slot used for connection
Material: Zinc plated steel
Color: Silver blue

K=distance of punching hole, D= size of hole, P=depth of punching hole

Screw

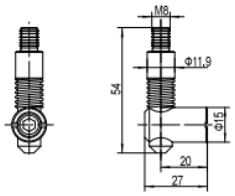

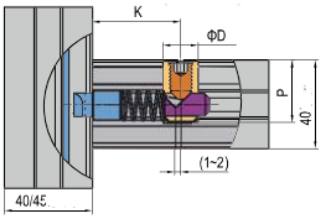

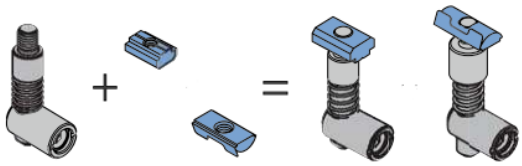

Description	T (mm)	K (mm)	D (mm)	P (mm)	UW (g)	Part No.
PG40 – Screw	--	33.0	15.0	27.0	55	40.2.01.05
PG45 – Screw	--	32.0	15.0	29.5	60	45.2.01.05
PG50 – Screw	--	32.0	15.0	32.0	62	50.2.01.05

I. Drop in the bushing

II. Install the anchor



III. Slide to the groove



IV. Fastening



Universal/ Standard/ Screw



Oblique



Miter

Anchor Connector



Anchor Connection

Application: Profile connection
Feature: high strength, easily adjust only 1 slot used for connection
Material: Zinc plated CS
Color: Silver blue



Parallel

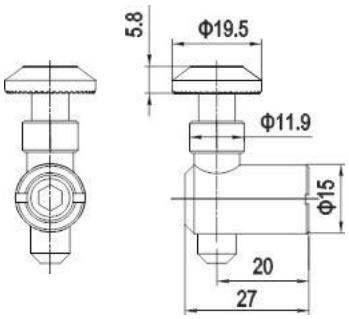

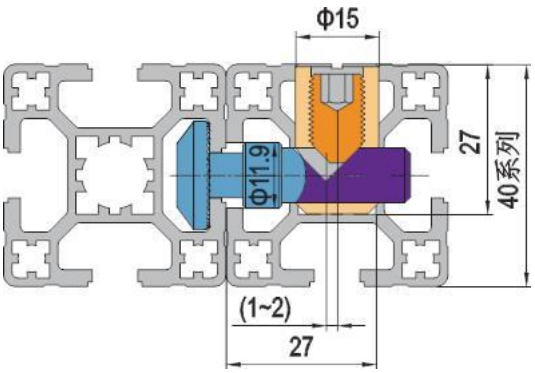

T (mm)	--
K (mm)	--
D (mm)	--
P (mm)	--
UW (g)	97
Part No.	40.2.01.06

Step I Drop in the bush

Step 2 Drop in the anchor



Step 3 Slide in the slot



Step 4 Fastening the thread



Parallel connection



90 degree connection

Die Cast Bracket



Die Cast Bracket

Application: T connection between profiles
Feature: High strength, good versatility, easy use
Material: Die cast aluminum
Surface & Color: Shot blasting, Silver grey



PG20 20-20

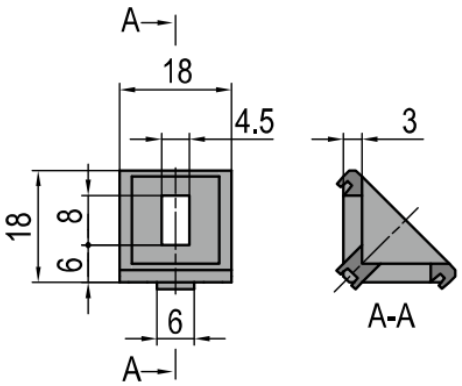

A	Fastener
	M4x8 Bolt Zinc-plated
	M4 Washer Zinc-plated
	M4 T Nut Nickel-plated

Description	Fastener	Mass (g)	Part No.
PG20-20x20	--	4	20.2.02.020020.01
PG20-20x20 (Set AZ)	2xAZ	10	20.2.02.020020.02

Die Cast Bracket

Die Cast Bracket

Application: T connection between profiles
Feature: High strength, good versatility, easy use
Material: Die cast aluminum
Surface & Color: Shot blasting, Silver grey

F	Fastener
	M6x12 Bolt Zinc-plated
	M6 Washer Zinc-plated
	M6 T Nut Nickel-plated

G	Fastener
	M6x14 Bolt Zinc-plated
	M6 Washer Zinc-plated
	M6 T Nut Nickel-plated

30-30

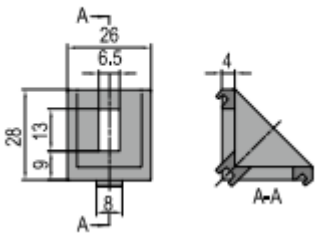

Description	Fastener	Mass (g)	Part No.
PG30-30x30	--	16	30.2.02.030030.01
PG30-30x30 (Set F)	2xF	34	30.2.02.030030.02

30-60

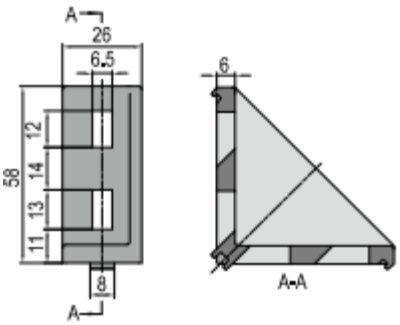

Description	Fastener	Mass (g)	Part No.
PG30-30x60	--	49	30.2.02.030060.01
PG30-30x30 (Set G)	4xG	85	30.2.02.030060.02

60-60

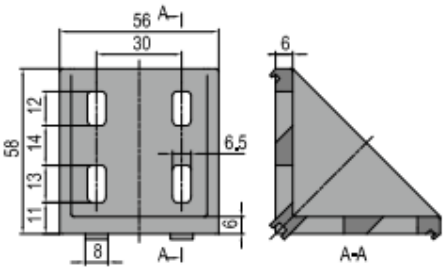

Description	Fastener	Mass (g)	Part No.
PG30-60x60	--	101	30.2.02.060060.01
PG30-60x60 (Set G)	8xG	175	30.2.02.060060.02

Die Cast Bracket

Die Cast Bracket

Application: T connection between profiles
Feature: High strength, good versatility, easy use
Material: Die cast aluminum
Surface & Color: Shot blasting, Silver grey

U	Fastener
	M8x16 Bolt Zinc-plated
	M8 Washer Zinc-plated
	M8 Pre-set Nut Zinc-plated

BK	Fastener
	M8 Bolt Zinc-plated
	M8x20 T Bolt Zinc-plated

V	Fastener
	M8x20 Bolt Zinc-plated
	M8 Elastic Washer Zinc-plated
	M8 Washer Nickel-plated
	M8 T Nut Zinc-plated

40-40

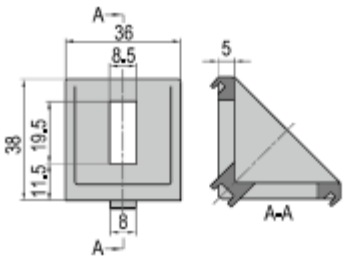

Description	Fastener	Mass (g)	Part No.
PG40-40x40	--	35	40.2.02.040040.01
PG40-40x40 (Set U)	2xU	81	40.2.02.040040.02
PG40-40x40 (Set BK)	2xBK	69	40.2.02.040040.03

40-80

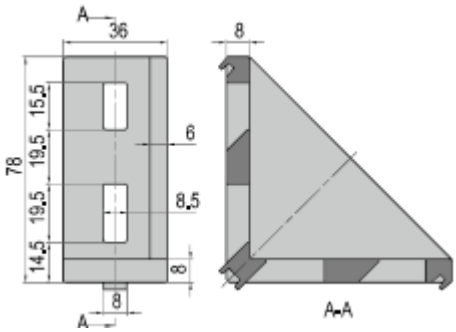

Description	Fastener	Mass (g)	Part No.
PG40-40x80	--	109	40.2.02.040080.01
PG40-40x80 (Set V)	4xV	213	40.2.02.040080.02
PG40-40x80 (Set BK)	4xBK	180	40.2.02.040080.03

80-80

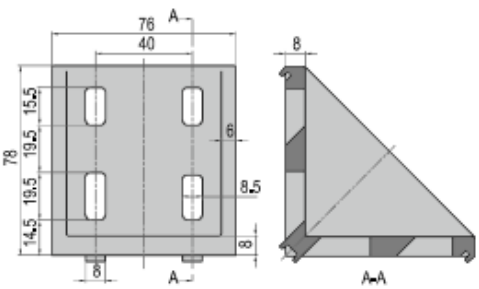

Description	Fastener	Mass (g)	Part No.
PG40-80x80	--	252	40.2.02.080080.01
PG40-80x80 (Set G)	8xV	464	40.2.02.080080.02
PG40-80x80 (Set G)	8xBK	392	40.2.02.080080.03

Die Cast Bracket

Die Cast Bracket

Application: T connection between profiles
Feature: High strength, good versatility, easy use
Material: Die cast aluminum
Surface & Color: Shot blasting, Silver grey

U	Fastener
	M8x16 Bolt Zinc-plated
	M8 Washer Zinc-plated
	M8 Pre-set Nut Zinc-plated

BK	Fastener
	M8 Bolt Zinc-plated
	M8x20 T Bolt Zinc-plated

BM	Fastener
	M8 Bolt Zinc-plated
	M8x25 T Bolt Zinc-plated

X	Fastener
	M8x25 Bolt Zinc-plated
	M8 Elastic Washer Zinc-plated
	M8 Washer Nickel-plated
	M8 Square Nut Zinc-plated

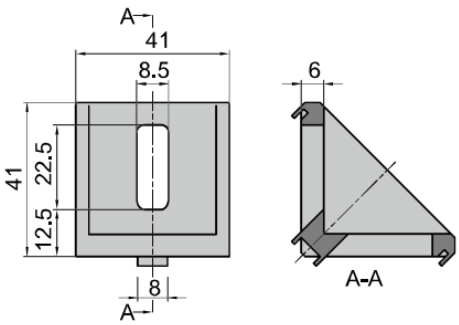

45-45

Description	Fastener	Mass (g)	Part No.
PG45-45x45	--	50	45.2.02.045045.01
PG45-45x45 (Set U)	2xU	97	45.2.02.045045.02
PG45-45x45 (Set BK)	2xBK	85	45.2.02.045045.03

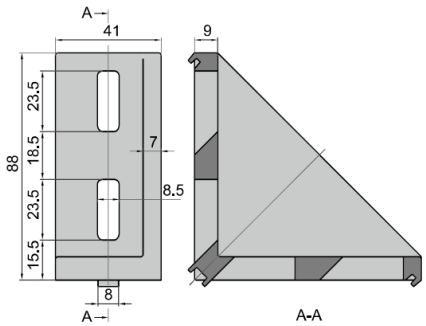

45-90

Description	Fastener	Mass (g)	Part No.
PG45-45x90	--	158	45.2.02.045090.01
PG45-45x90 (Set X)	4xX	264	45.2.02.045090.02
PG45-45x90 (Set BM)	4xBM	228	45.2.02.045090.03

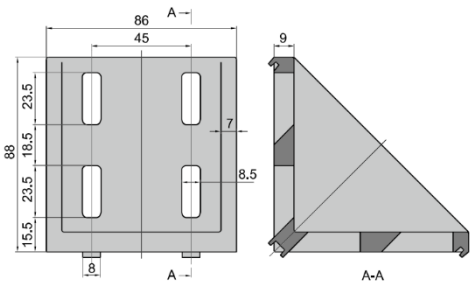

90-90

Description	Fastener	Mass (g)	Part No.
PG45-90x90	--	385	45.2.02.090090.01
PG45-90x90 (Set X)	8xX	597	45.2.02.090090.02
PG45-90x90 (Set BM)	8xBM	525	45.2.02.090090.03

Angle Profile Bracket

Aluminum Profile Angle Bracket

Application: T connection between profiles
Feature: High strength, good versatility, easy use
Material: 6063-T6 Aluminum
Surface & Color: Anodized, Silver

* Customize service available (please provide the drawing)

A	Fastener
	M4x8 Bolt Zinc-plated
	M4 Washer Zinc-plated
	M4 T Nut Nickel-plated

F	Fastener
	M6x12 Bolt Zinc-plated
	M6 Washer Zinc-plated
	M6 T Nut Nickel-plated

35x35x4

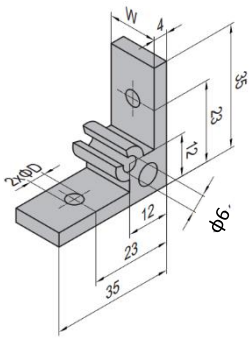

	Description	D (mm)	W (mm)	Fastener	Mass (g)	Part No.
6.2 2.0	35A-20-20	4.5	14	--	11	20.2.03.020020.01
	35A-20-20 (Set A)			2xA	20	20.2.03.020020.02
8.2 2.2	35A-30-30	6.5	22	--	18	30.2.03.030030.01
	35A-30-30 (Set F)			2xF	35	30.2.03.030030.02

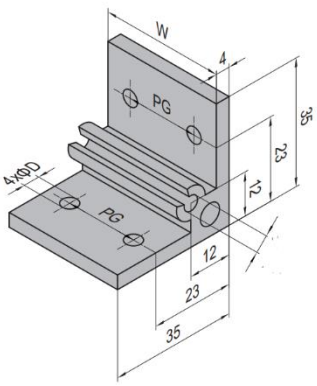

	Description	D (mm)	W (mm)	Fastener	Mass (g)	Part No.
6.2 2.0	35A-20-40	4.5	34	--	27	20.2.03.020040.01
	35A-20-40 (Set A)			4xA	45	20.2.03.020040.02
8.2 2.2	35A-30-60	6.5	52	--	42	30.2.03.030060.01
	35A-30-60 (Set F)			4xF	76	30.2.03.030060.02

Angle Profile Bracket



Aluminum Profile Angle Bracket

Application: T connection between profiles
Feature: High strength, good versatility, easy use
Material: 6063-T6 Aluminum
Surface & Color: Anodized, Silver

* Customize service available (please provide the drawing)

A	Fastener
	M4x8 Bolt Zinc-plated
	M4 Washer Zinc-plated
	M4 T Nut Nickel-plated

F	Fastener
	M6x12 Bolt Zinc-plated
	M6 Washer Zinc-plated
	M6 T Nut Nickel-plated

U	Fastener
	M8x16 Bolt Zinc-plated
	M8 Washer Zinc-plated
	M8 Pre-set Nut Zinc-plated

35x35x4

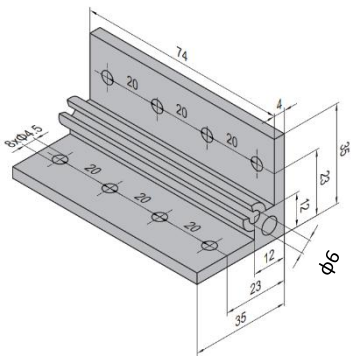

	Description	D (mm)	W (mm)	Fastener	Mass (g)	Part No.
6.2 2.0	35A-20-80	4.5	74	--	59	20.2.03.020080.01
	35A-20-80 (Set A)			8xA	95	20.2.03.020080.02

40x40x5

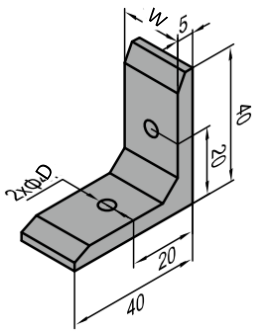

	Description	D (mm)	W (mm)	Fastener	Mass (g)	Part No.
6.2 2.0	40A-20-20	4.5	17	--	17	20.2.04.020020.01
	40A-20-20 (Set A)			2xA	26	20.2.04.020020.02
8.2 2.2	40A-30-30	6.5	26	--	24	30.2.04.030030.01
	40A-30-30 (Set F)			2xF	41	30.2.04.030030.02
8.2 3.0	40A-40-40	8.5	34	--	34	40.2.04.040040.01
	40A-40-40 (Set U)			2xU	81	40.2.04.040040.02
	40A-40-60		56	--	53	40.2.04.040060.01
	40A-40-60 (Set U)			2xU	100	40.2.04.040060.02

Angle Profile Bracket



Aluminum Profile Angle Bracket

Application: T connection between profiles
Feature: High strength, good versatility, easy use
Material: 6063-T6 Aluminum
Surface & Color: Anodized, Silver

* Customize service available (please provide the drawing)

A	Fastener
	M4x8 Bolt Zinc-plated
	M4 Washer Zinc-plated
	M4 T Nut Nickel-plated

F	Fastener
	M6x12 Bolt Zinc-plated
	M6 Washer Zinc-plated
	M6 T Nut Nickel-plated

U	Fastener
	M8x16 Bolt Zinc-plated
	M8 Washer Zinc-plated
	M8 Pre-set Nut Zinc-plated

40x40x5

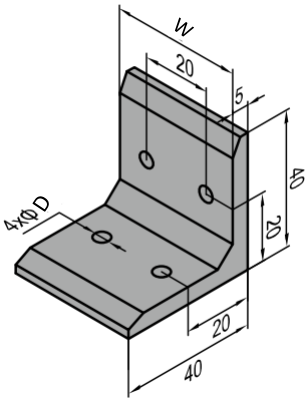

	Description	D (mm)	W (mm)	Fastener	Mass (g)	Part No.
6.2 2.0	40A-20-40	4.5	38	--	37	20.2.04.020040.01
	40A-20-40 (Set A)			4xA	55	20.2.04.020040.02
8.2 2.2	40A-30-60	6.5	56	--	53	30.2.04.03000.01
	40A-30-60 (Set F)			4xF	87	30.2.04.030060.02
8.2 3.0	40A-40-80	8.5	76	--	72	40.2.04.040080.01
	40A-40-80 (Set U)			4xU	166	40.2.04.040080.02

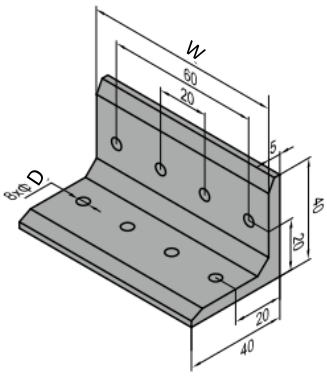

	Description	D (mm)	W (mm)	Fastener	Mass (g)	Part No.
6.2 2.0	40A-20-80	4.5	38	--	76	20.2.04.020080.01
	40A-20-80 (Set A)			8xA	112	20.2.04.020080.02

Angle Profile Bracket



Aluminum Profile Angle Bracket

Application: T connection between profiles
Feature: High strength, good versatility, easy use
Material: 6063-T6 Aluminum
Surface & Color: Anodized, Silver

* Customize service available (please provide the drawing)

C	Fastener
	M4x14 Bolt Zinc-plated
	M4 Washer Zinc-plated
	M4 T Nut Nickel-plated

K	Fastener
	M6x16 Bolt Zinc-plated
	M6 Washer Zinc-plated
	M6 T Nut Nickel-plated

W	Fastener
	M8x20 Bolt Zinc-plated
	M8 Washer Zinc-plated
	M8 Pre-set Nut Zinc-plated

50x50x9

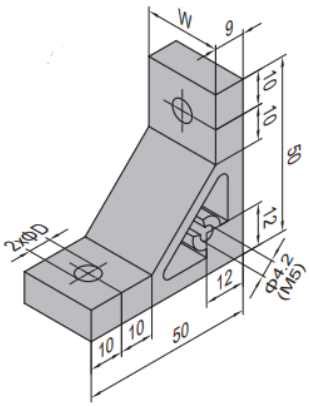

	Description	D (mm)	W (mm)	Fastener	Mass (g)	Part No.
6.2 2.0	50A-20-20	4.5	14	--	35	20.2.05.020020.01
	50A-20-20 (Set C)			2xC	44	20.2.05.020020.02
8.2 2.2	50A-30-30	6.5	22	--	48	30.2.05.030030.01
	50A-30-30 (Set K)			2xK	66	30.2.05.030030.02
8.2 3.0	50A-40-40	8.5	32	--	69	40.2.05.040040.01
	50A-40-40 (Set W)			2xW	118	40.2.05.040040.02
	50A-40-60			--	114	40.2.05.040060.01
	50A-40-60 (Set W)			2xW	163	40.2.05.040060.02
8.2 4.0	50A-45-45	8.5	37	--	73	45.2.05.045045.01
	50A-45-45 (Set W)			2xW	120	45.2.05.045045.02
	50A-45-60	8.5	52	--	114	45.2.05.045060.01
	50A-45-60 (Set W)			2xW	163	45.2.05.045060.02
	50A-50-50	8.5	42	--	81	50.2.05.050050.01
	50A-50-50 (Set W)			2xW	130	50.2.05.050050.02
	50A-60-60	8.5	52	--	111	60.2.05.060060.01
	50A-60-60 (Set W)			2xW	160	60.2.05.060060.02

Angle Profile Bracket

Aluminum Profile Angle Bracket

Application: T connection between profiles
Feature: High strength, good versatility, easy use
Material: 6063-T6 Aluminum
Surface & Color: Anodized, Silver

* Customize service available (please provide the drawing)

50x50x9

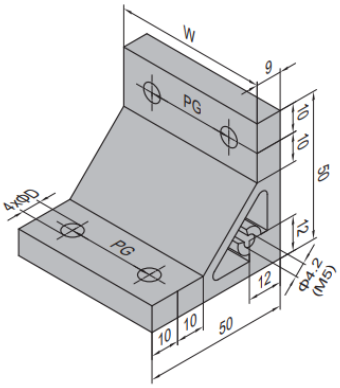

C	Fastener
	M4x14 Bolt Zinc-plated
	M4 Washer Zinc-plated
	M4 T Nut Nickel-plated

K	Fastener
	M6x16 Bolt Zinc-plated
	M6 Washer Zinc-plated
	M6 T Nut Nickel-plated

W	Fastener
	M8x20 Bolt Zinc-plated
	M8 Washer Zinc-plated
	M8 Pre-set Nut Zinc-plated

	Description	D (mm)	W (mm)	Fastener	Mass (g)	Part No.
6.2 2.0	50A-20-40	4.5	34	--	80	20.2.05.020040.01
	50A-20-40 (Set C)			4xC	98	20.2.05.020040.02
8.2 2.2	50A-30-60	6.5	52	--	115	30.2.05.030060.01
	50A-30-60 (Set K)			4xK	151	30.2.05.030060.02
8.2 3.0	50A-40-80	8.5	72	--	158	40.2.05.040080.01
	50A-40-80 (Set W)			4xW	256	40.2.05.040080.02
8.2 4.0	50A-45-90	8.5	82	--	180	45.2.05.045090.01
	50A-45-90 (Set W)			4xW	278	45.2.05.045090.02
	50A-50-100		92	--	195	50.2.05.050100.01
	50A-50-100 (Set W)			4xW	293	50.2.05.050100.02

Angle Profile Bracket

Aluminum Profile Angle Bracket

Application: T connection between profiles
Feature: High strength, good versatility, easy use
Material: 6063-T6 Aluminum
Surface & Color: Anodized, Silver

* Customize service available (please provide the drawing)

C	Fastener
	M4x14 Bolt Zinc-plated
	M4 Washer Zinc-plated
	M4 T Nut Nickel-plated

K	Fastener
	M6x16 Bolt Zinc-plated
	M6 Washer Zinc-plated
	M6 T Nut Nickel-plated

W	Fastener
	M8x20 Bolt Zinc-plated
	M8 Washer Zinc-plated
	M8 Pre-set Nut Zinc-plated

50x50x9

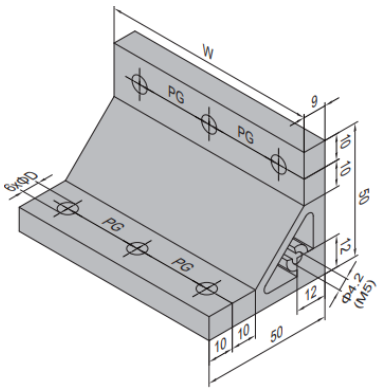

	Description	D (mm)	W (mm)	Fastener	Mass (g)	Part No.
8.2 2.2	50A-30-90	6.5	82	--	175	30.2.05.030090.01
	50A-30-90 (Set K)			6xK	229	30.2.05.030090.02
8.2 3.0	50A-40-120	8.5	112	--	246	40.2.05.040120.01
	50A-40-120 (Set W)			6xW	393	40.2.05.040120.02

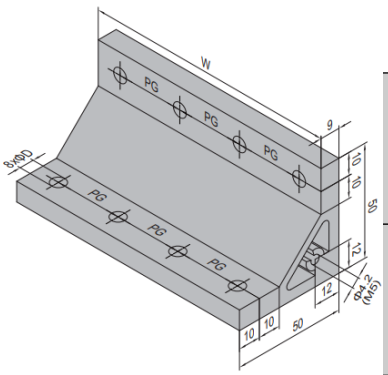

	Description	D (mm)	W (mm)	Fastener	Mass (g)	Part No.
6.2 2.0	50A-20-80	4.5	74	--	169	20.2.05.020080.01
	50A-20-80 (Set C)			8xC	205	20.2.05.020080.02
8.2 2.2	50A-30-120	6.5	112	--	240	30.2.05.030120.01
	50A-30-120 (Set K)			8xK	312	30.2.05.030120.02
8.2 3.0	50A-40-160	8.5	152	--	333	40.2.05.040160.01
	50A-40-160 (Set W)			8xW	529	40.2.05.040160.02

Angle Profile Bracket

Aluminum Profile Angle Bracket

Application: T connection between profiles
Feature: High strength, good versatility, easy use
Material: 6063-T6 Aluminum
Surface & Color: Anodized, Silver

* Customize service available (please provide the drawing)

C	Fastener
	M4x14 Bolt Zinc-plated
	M4 Washer Zinc-plated
	M4 T Nut Nickel-plated

K	Fastener
	M6x16 Bolt Zinc-plated
	M6 Washer Zinc-plated
	M6 T Nut Nickel-plated

W	Fastener
	M8x20 Bolt Zinc-plated
	M8 Washer Zinc-plated
	M8 Pre-set Nut Zinc-plated

70x70x9

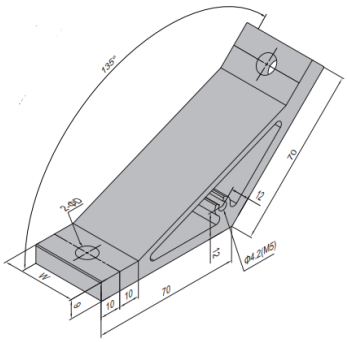

	Description	D (mm)	W (mm)	Fastener	Mass (g)	Part No.
6.2 2.0	70A-20-20	4.5	14	--	47	20.2.07.020020.01
	70A-20-20 (Set C)			2xC	56	20.2.07.020020.02
8.2 2.2	70A-30-30	6.5	22	--	73	30.2.07.030030.01
	70A-30-30 (Set K)			2xK	91	30.2.07.030030.02
8.2 3.0	70A-40-40	8.5	32	--	99	40.2.07.040040.01
	70A-40-40 (Set W)			2xW	148	40.2.07.040040.02
	70A-40-60			--	167	40.2.07.040060.01
	70A-40-60 (Set W)			2xW	216	40.2.07.040060.02
8.2 4.0	70A-45-45	8.5	37	--	116	45.2.07.045045.01
	70A-45-45 (Set W)			2xW	165	45.2.07.045045.02
	70A-45-60	8.5	52	--	177	45.2.07.045060.01
	70A-45-60 (Set W)			2xW	226	45.2.07.045060.02
	70A-50-50	8.5	42	--	141	50.2.07.050050.01
	70A-50-50 (Set W)			2xW	190	50.2.07.050050.02
	70A-60-60	8.5	52	--	174	60.2.07.060060.01
	70A-60-60 (Set W)			2xW	223	60.2.07.060060.02

Angle Profile Bracket

Aluminum Profile Angle Bracket

Application: T connection between profiles
Feature: High strength, good versatility, easy use
Material: 6063-T6 Aluminum
Surface & Color: Anodized, Silver

* Customize service available (please provide the drawing)

70x70x9

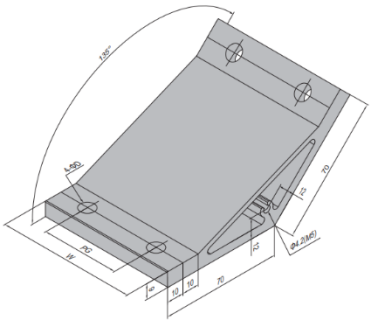

C	Fastener
	M4x14 Bolt Zinc-plated
	M4 Washer Zinc-plated
	M4 T Nut Nickel-plated

K	Fastener
	M6x16 Bolt Zinc-plated
	M6 Washer Zinc-plated
	M6 T Nut Nickel-plated

W	Fastener
	M8x20 Bolt Zinc-plated
	M8 Washer Zinc-plated
	M8 Pre-set Nut Zinc-plated

	Description	D (mm)	W (mm)	Fastener	Mass (g)	Part No.
6.2 2.0	70A-20-40	4.5	34	--	114	20.2.07.020040.01
	70A-20-40 (Set C)			4xC	132	20.2.07.020040.02
8.2 2.2	70A-30-60	6.5	52	--	173	30.2.07.030060.01
	70A-30-60 (Set K)			4xK	209	30.2.07.030060.02
8.2 3.0	70A-40-80	8.5	72	--	233	40.2.07.040080.01
	70A-40-80 (Set W)			4xW	331	40.2.07.040080.02
8.2 4.0	70A-45-90	8.5	82	--	231	45.2.07.045090.01
	70A-45-90 (Set W)			4xW	329	45.2.07.045090.02
	70A-50-100		92	--	308	50.2.07.050100.01
	70A-50-100 (Set W)			4xW	406	50.2.07.050100.02

Angle Profile Bracket



Aluminum Profile Angle Bracket

Application: T connection between profiles
Feature: High strength, good versatility, easy use
Material: 6063-T6 Aluminum
Surface & Color: Anodized, Silver

* Customize service available (please provide the drawing)

70x70x9

C	Fastener
	M4x14 Bolt Zinc-plated
	M4 Washer Zinc-plated
	M4 T Nut Nickel-plated

K	Fastener
	M6x16 Bolt Zinc-plated
	M6 Washer Zinc-plated
	M6 T Nut Nickel-plated

W	Fastener
	M8x20 Bolt Zinc-plated
	M8 Washer Zinc-plated
	M8 Pre-set Nut Zinc-plated

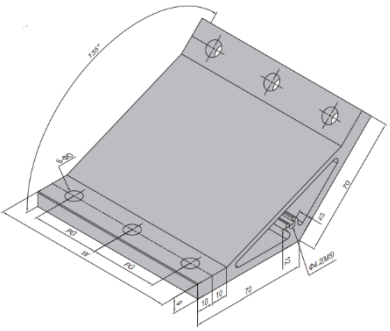

	Description	D (mm)	W (mm)	Fastener	Mass (g)	Part No.
8.2 2.2	70A-30-90	6.5	82	--	276	30.2.07.030090.01
	70A-30-90 (Set K)			6xK	330	30.2.07.030090.02
8.2 3.0	70A-40-120	8.5	112	--	366	40.2.07.040120.01
	70A-40-120 (Set W)			6xW	513	40.2.07.040120.02

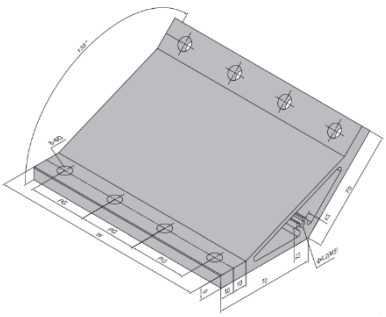

	Description	D (mm)	W (mm)	Fastener	Mass (g)	Part No.
6.2 2.0	70A-20-80	4.5	74	--	251	20.2.07.020080.01
	70A-20-80 (Set C)			8xC	287	20.2.07.020080.02
8.2 2.2	70A-30-120	6.5	112	--	377	30.2.07.030120.01
	70A-30-120 (Set K)			8xK	449	30.2.07.030120.02
8.2 3.0	70A-40-160	8.5	152	--	500	40.2.07.040160.01
	70A-40-160 (Set W)			8xW	696	40.2.07.040160.02

Angle Profile Bracket



Aluminum Profile Angle Bracket

Application: T connection between profiles
Feature: High strength, good versatility, easy use
Material: 6063-T6 Aluminum
Surface & Color: Anodized, Silver

* Customize service available (please provide the drawing)

C	Fastener
	M4x14 Bolt Zinc-plated
	M4 Washer Zinc-plated
	M4 T Nut Nickel-plated

K	Fastener
	M6x16 Bolt Zinc-plated
	M6 Washer Zinc-plated
	M6 T Nut Nickel-plated

W	Fastener
	M8x20 Bolt Zinc-plated
	M8 Washer Zinc-plated
	M8 Pre-set Nut Zinc-plated

80x80x9

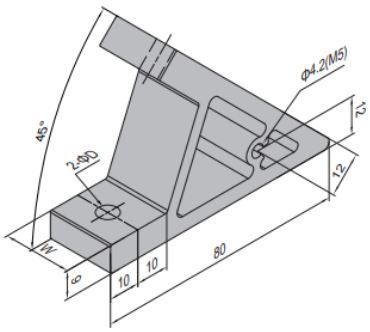

	Description	D (mm)	W (mm)	Fastener	Mass (g)	Part No.
6.2 2.0	80A-20-20	4.5	14	--	41	20.2.08.020020.01
	80A-20-20 (Set C)			2xC	50	20.2.08.020020.02
8.2 2.2	80A-30-30	6.5	22	--	63	30.2.08.030030.01
	80A-30-30 (Set K)			2xK	81	30.2.08.030030.02
8.2 3.0	80A-40-40	8.5	32	--	86	40.2.08.040040.01
	80A-40-40 (Set W)			2xW	136	40.2.08.040040.02
	80A-40-60			--	145	40.2.08.040060.01
	80A-40-60 (Set W)			2xW	194	40.2.08.040060.02
8.2 4.0	80A-45-45	8.5	37	--	101	45.2.08.045045.01
	80A-45-45 (Set W)			2xW	150	45.2.08.045045.02
	80A-45-60	8.5	52	--	151	45.2.08.045060.01
	80A-45-60 (Set W)			2xW	200	45.2.08.045060.02
	80A-50-50	8.5	42	--	122	50.2.08.050050.01
	80A-50-50 (Set W)			2xW	171	50.2.08.050050.02
	80A-60-60	8.5	52	--	152	60.2.08.060060.01
	80A-60-60 (Set W)			2xW	201	60.2.08.060060.02

Angle Profile Bracket

Aluminum Profile Angle Bracket

Application: T connection between profiles
Feature: High strength, good versatility, easy use
Material: 6063-T6 Aluminum
Surface & Color: Anodized, Silver

* Customize service available (please provide the drawing)

80x80x9

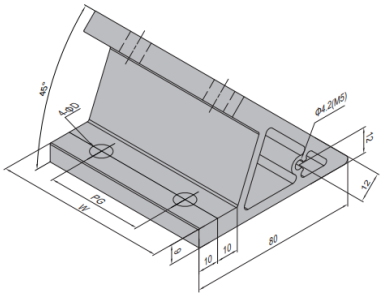

C	Fastener
	M4x14 Bolt Zinc-plated
	M4 Washer Zinc-plated
	M4 T Nut Nickel-plated

K	Fastener
	M6x16 Bolt Zinc-plated
	M6 Washer Zinc-plated
	M6 T Nut Nickel-plated

W	Fastener
	M8x20 Bolt Zinc-plated
	M8 Washer Zinc-plated
	M8 Pre-set Nut Zinc-plated

	Description	D (mm)	W (mm)	Fastener	Mass (g)	Part No.
6.2 2.0	80A-20-40	4.5	34	--	99	20.2.08.020040.01
	80A-20-40 (Set C)			4xC	117	20.2.08.020040.02
8.2 2.2	80A-30-60	6.5	52	--	150	30.2.08.030060.01
	80A-30-60 (Set K)			4xK	186	30.2.08.030060.02
8.2 3.0	80A-40-80	8.5	72	--	201	40.2.08.040080.01
	80A-40-80 (Set W)			4xW	299	40.2.08.040080.02
8.2 4.0	80A-45-90	8.5	82	--	231	45.2.08.045090.01
	80A-45-90 (Set W)			4xW	329	45.2.08.045090.02
	80A-50-100		92	--	268	50.2.08.050100.01
	80A-50-100 (Set W)			4xW	366	50.2.08.050100.02

Angle Profile Bracket



Aluminum Profile Angle Bracket

Application: T connection between profiles
Feature: High strength, good versatility, easy use
Material: 6063-T6 Aluminum
Surface & Color: Anodized, Silver

* Customize service available (please provide the drawing)

C	Fastener
	M4x14 Bolt Zinc-plated
	M4 Washer Zinc-plated
	M4 T Nut Nickel-plated

K	Fastener
	M6x16 Bolt Zinc-plated
	M6 Washer Zinc-plated
	M6 T Nut Nickel-plated

W	Fastener
	M8x20 Bolt Zinc-plated
	M8 Washer Zinc-plated
	M8 Pre-set Nut Zinc-plated

80x80x9

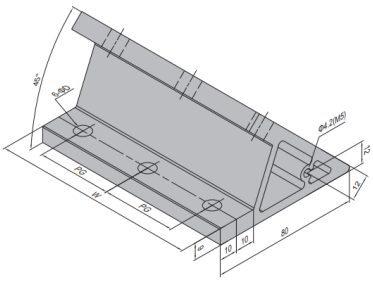

	Description	D (mm)	W (mm)	Fastener	Mass (g)	Part No.
8.2 2.2	80A-30-90	6.5	82	--	236	30.2.08.030090.01
	80A-30-90 (Set K)			6xK	290	30.2.08.030090.02
8.2 3.0	80A-40-120	8.5	112	--	317	40.2.08.040120.01
	80A-40-120 (Set W)			6xW	464	40.2.08.040120.02

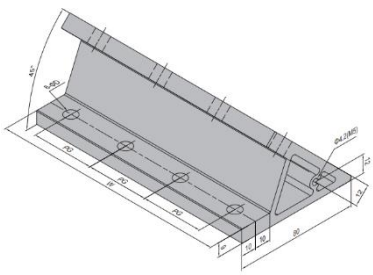

	Description	D (mm)	W (mm)	Fastener	Mass (g)	Part No.
6.2 2.0	80A-20-80	4.5	74	--	217	20.2.08.020080.01
	80A-20-80 (Set C)			8xC	253	20.2.08.020080.02
8.2 2.2	80A-30-120	6.5	112	--	321	30.2.08.030120.01
	80A-30-120 (Set K)			8xK	393	30.2.08.030120.02
8.2 3.0	80A-40-160	8.5	152	--	432	40.2.08.040160.01
	80A-40-160 (Set W)			8xW	628	40.2.08.040160.02

Inner Bracket

Inner Bracket

Application: L connection between profiles, drop in slot

Feature: Low strength, hidden in slot





Inner Bracket - 6

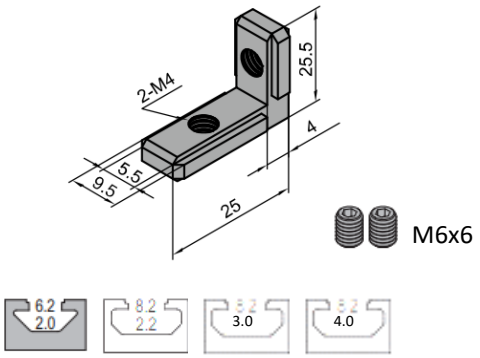

Inner Bracket - 8 - 30

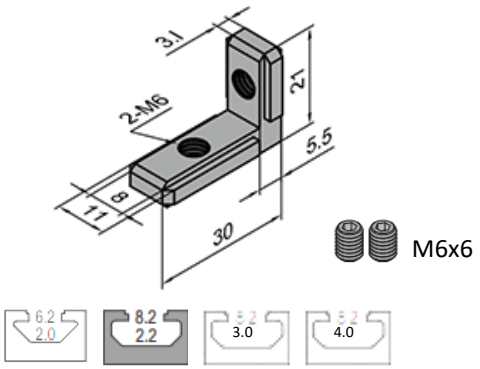

Inner Bracket 8 - 40

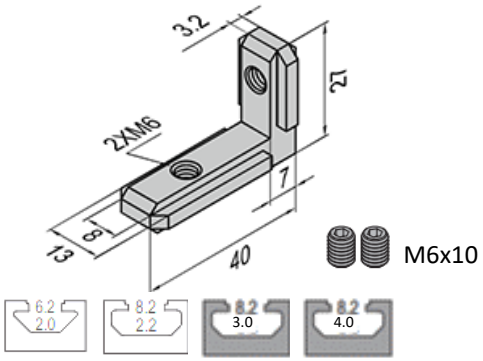

	Description	Mass (g)	Part No.
6.2 2.0	Inner Bracket-6-A (with top thread)	11	20.2.06.02
	Inner Bracket-6-B (with top thread)	11	20.2.06.04
8.2 2.2	Inner Bracket-8-30-A (with top thread)	14	30.2.06.02
	Inner Bracket-8-30-B (with top thread)	14	30.2.06.04
8.2 3.0	Inner Bracket-8-40-A (with top thread)	25	40.2.06.02
	Inner Bracket-8-40-B (with top thread)	25	40.2.06.04

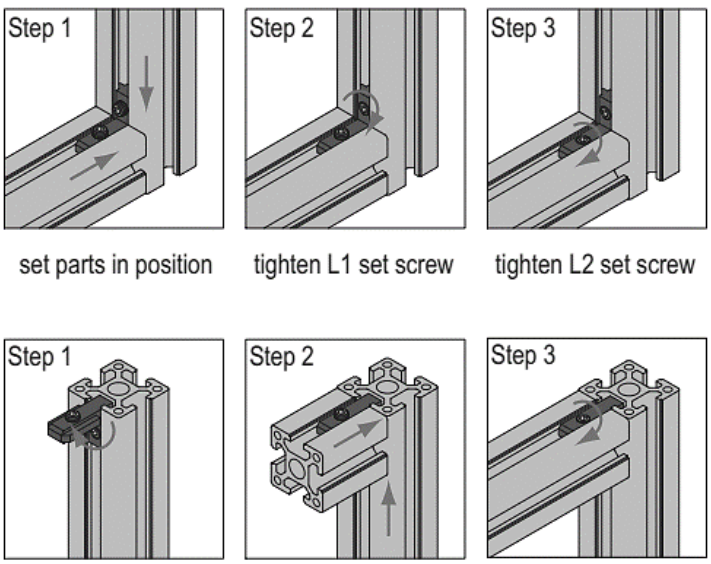

Linear Bar Connector

Linear Bracket

Application: linear connection between profiles, drop in slot
Feature: Low strength, hidden in slot
Material: Zinc plated CS
Surface & Color: Silver Blue



Linear Bar Connector - 6

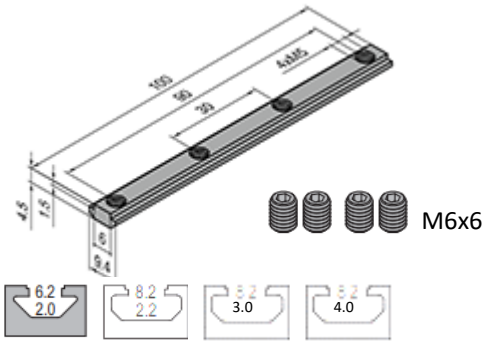

	Description	Mass (g)	Part No.
6.2 2.0	Linear Bar Connector – 6 (with top thread)	31	20.2.07.02
8.2 2.2	Linear Bar Connector – 8 – 30 (with top thread)	52	30.2.07.02
8.2 3.0	Linear Bar Connector – 8 – 40 (with top thread)	95	40.2.07.02

Linear Bar Connector - 8 - 30

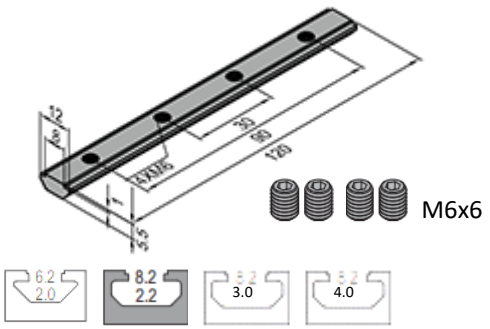

Linear Bar Connector - 8 - 40

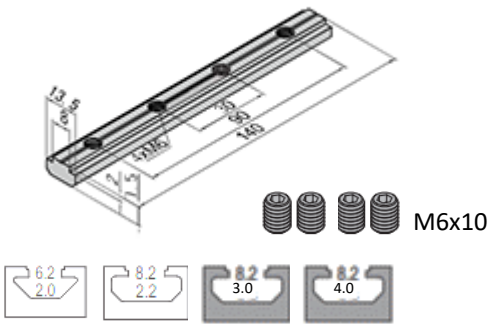

Screw Connector



Bolt Connector

Application: L connection between profiles
Feature: High strength
Material: Zinc Plated CS
Surface & Color: Silver Blue



Screw Connector - 6

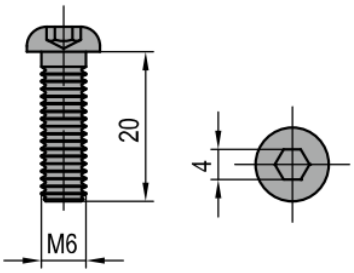

M6x22 Drilling in bore hole of profile A
⌀6 Tapping across profile B

	Description	Mass (g)	Part No.
6.2 2.0	Screw Connector - 6	5	20.2.09.01
8.2 2.2	Screw Connector – 8 - 30	22	30.2.09.01
8.2 3.0	Screw Connector – 8 - 40	32	40.2.09.01

Screw Connector - 8 - 30

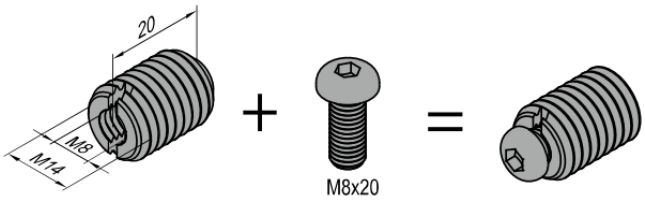

M14x22 Drilling in bore hole of profile A
⌀8 Tapping across profile B

Screw Connector - 8 - 40

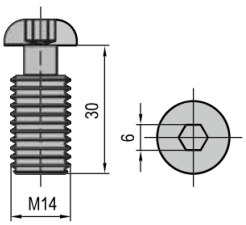

M14x30 Drilling in bore hole of profile A
⌀8 Tapping across profile B

Tri Corner Connector

Tri Corner Connector

Application: 3-way connection of profiles
Feature: connection of 3 profile, high strength
Material: die cast bracket
Surface & Color: silver grey, black cap

M14x22 Drilling in bore hole then inset M14/M8 nut





BR	Fastener
	M8x20 Sunk-Bolt Zinc-plated
	M14/M8 Hole Reducer Bolt Zinc-plated

3-way Connector

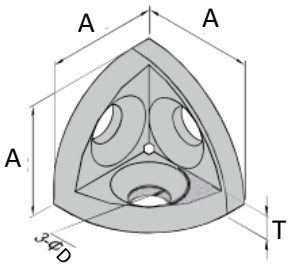

Cap

	Description	D (mm)	A (mm)	T (mm)	SR (mm)	Fastener	Mass (g)	Part No.
	Tri Corner Connector – PG30	9	28	6	30	--	54	30.2.10.01
	Tri Corner Connector – PG30 (Set BR)	9	28	6	30	3xBR	112	30.2.10.02
	Tri Corner Connector – PG40	9.5	38	8.5	40	--	115	40.2.10.01
	Tri Corner Connector – PG40 (Set BR)	9.5	38	8.5	40	3xBR	173	40.2.10.02
	Tri Corner Connector – PG45	9.5	42	8.5	45	--	121	45.2.10.01
	Tri Corner Connector – PG45 (Set BR)	9.5	42	8.5	45	3xBR	179	45.2.10.02



3. FASTENERS

- Pre-set Nut
- T Nut
- Subsequent Nut
- T Bolt
- Hole Reducer Bolt

Pre-set Nut





Pre-set nut can be put into T slot only from end, with low assembly efficiency but high connection ability and strength.

Material: Zinc-plated Steel

Pre-set Nut – 20

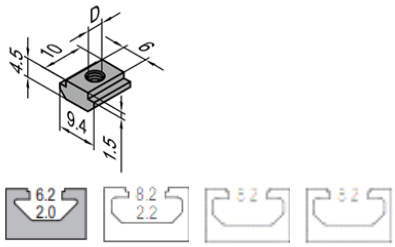

DESCRIPTION	D	NW (g/pcs)	PART NO.
Pre-set Nut-20-M3	M3	2.4	20.3.02.3
Pre-set Nut-20-M4	M4	2.3	20.3.02.4
Pre-set Nut-20-M5	M5	2.1	20.3.02.5

Pre-set Nut – 30

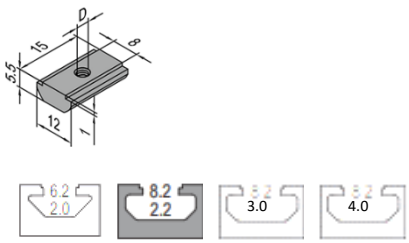

DESCRIPTION	D	NW (g/pcs)	PART NO.
Pre-set Nut-30-M4	M4	9.4	30.3.06.4
Pre-set Nut-30-M5	M5	9.0	30.3.06.5
Pre-set Nut-30-M6	M6	8.5	30.3.06.6
Pre-set Nut-30-M8	M8	8.0	30.3.06.8

Pre-set Nut – 40 A

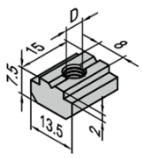

Pre-set Nut – 40 B

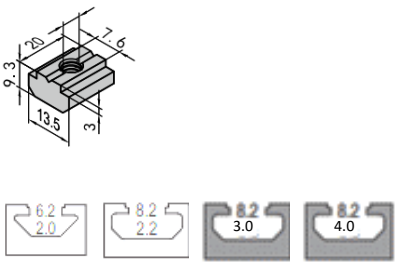

DESCRIPTION	D	NW (g/pcs)	PART NO.
Pre-set Nut-40A-M4	M4	10	40.3.02.4
Pre-set Nut-40A-M5	M5	9	40.3.02.5
Pre-set Nut-40A-M6	M6	9	40.3.02.6
Pre-set Nut-40A-M8	M8	8	40.3.02.8
Pre-set Nut-40B-M4	M4	10	40.3.07.4
Pre-set Nut-40B-M5	M5	9	40.3.07.5
Pre-set Nut-40B-M6	M6	9	40.3.07.6
Pre-set Nut-40B-M8	M8	8	40.3.07.8

T Nut





Feature: Drop in the slot of profile or sliding from side

Material: Zinc Plated Steel
Color: Sliver Blue

T Nut - 6

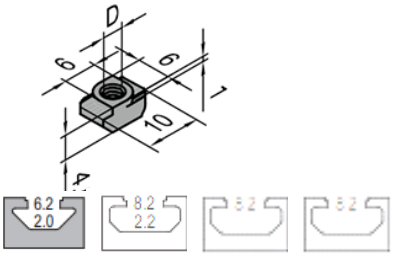

DESCRIPTION	D	NW (g/pcs)	PART NO.
T Nut-6-M4	M4	1.2	20.3.01.4
T Nut-6-M5	M5	0.9	20.3.01.5

T Nut - 8 - 30

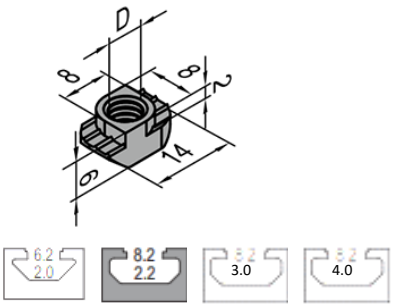

DESCRIPTION	D	NW (g/pcs)	PART NO.
T Nut-8-30-M4	M4	3.5	30.3.01.4
T Nut-8-30-M5	M5	3.0	30.3.01.5
T Nut-8-30-M6	M6	2.5	30.3.01.6

T Nut - 8 – 40

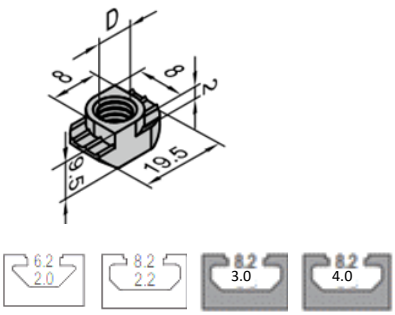

DESCRIPTION	D	NW (g/pcs)	PART NO.
T Nut-8-40-M4	M4	6.5	40.3.06.4
T Nut-8-40-M5	M5	6.0	40.3.06.5
T Nut-8-40-M6	M6	5.5	40.3.06.6

Subsequent Nut



Feature: Drop in the slot of profile

Material: Zinc Plated Steel
Color: Sliver Blue

Subsequent Nut - 8 - 30

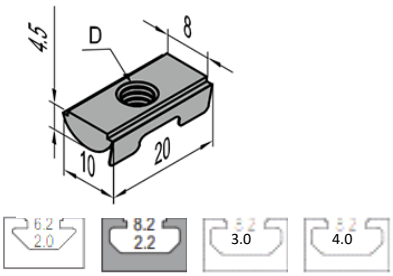

DESCRIPTION	D	NW (g/pcs)	PART NO.
Subsequent Nut -8-30-M4	M4	5.5	30.3.03.4
Subsequent Nut -8-30-M5	M5	5.0	30.3.03.5
Subsequent Nut -8-30-M6	M6	5.0	30.3.03.6
Subsequent Nut -8-30-M8	M8	4.5	30.3.03.8

Subsequent Nut - 8 – 40

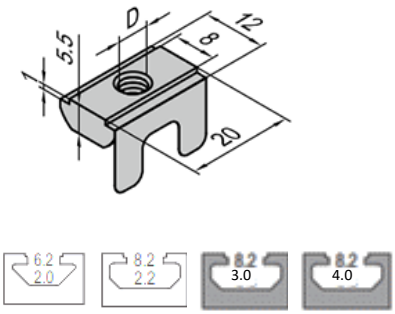

DESCRIPTION	D	NW (g/pcs)	PART NO.
Subsequent Nut -8-40-M4	M4	8.0	40.3.03.4
Subsequent Nut -8-40-M5	M5	8.0	40.3.03.5
Subsequent Nut -8-40-M6	M6	7.5	40.3.03.6
Subsequent Nut -8-40-M8	M8	6.5	40.3.03.8

Subsequent Nut – EU

Feature: Drop in the slot of profile

Material: Nickle Plated Steel

Subsequent Nut – EU – 40

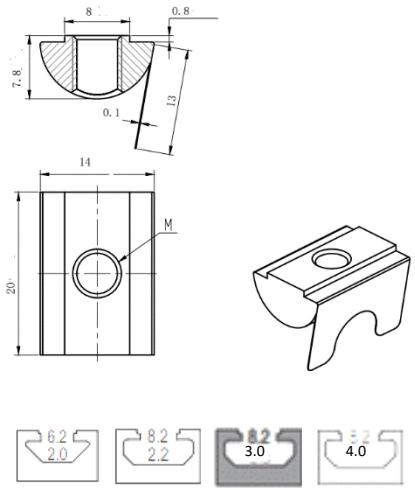

DESCRIPTION	M	NW (g/pcs)	PART NO.
Subsequent Nut –EU-40-M3	M3	11.7	30.3.03.3.01
Subsequent Nut –EU-40-M4	M4	11.5	30.3.03.4.01
Subsequent Nut –EU-40-M5	M5	11.2	30.3.03.5.01
Subsequent Nut –EU-40-M6	M6	11	30.3.03.6.01
Subsequent Nut –EU-40-M8	M8	10.7	30.3.03.8.01

T Bolt

Feature: Drop in the slot of profile or sliding from side

Material: Nickel Plated Steel
Color: Light Yellow

T Bolt – 6 - M5

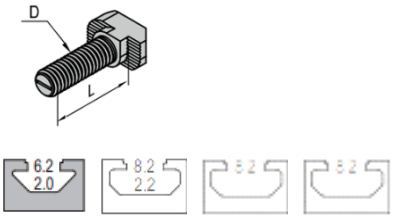

DESCRIPTION	D	L (mm)	NW (g/pcs)	PART NO.
T Bolt-6-M5x10	M5	10	5.0	20.3.03.10
T Bolt-6-M5x12	M5	12	5.5	20.3.03.12
T Bolt-6-M5x16	M5	16	6.0	20.3.03.16
T Bolt-6-M5x20	M5	20	6.5	20.3.03.20

T Bolt - 8 - M6

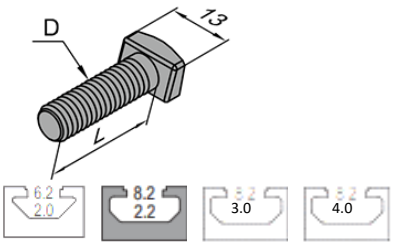

DESCRIPTION	D	L (mm)	NW (g/pcs)	PART NO.
T Bolt-8-M6x20	M6	20	10	30.3.04.20
T Bolt-8-M6x25	M6	25	12	30.3.04.25
T Bolt-8-M6x30	M6	30	14	30.3.04.30
T Bolt-8-M6x35	M6	35	16	30.3.04.35

T Bolt - 8 - M8

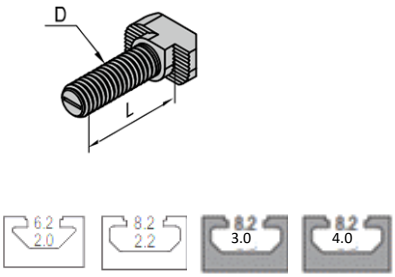

DESCRIPTION	D	L (mm)	NW (g/pcs)	PART NO.
T Bolt-8-M8x20	M8	20	11	40.3.04.20
T Bolt-8-M8x25	M8	25	13	40.3.04.25
T Bolt-8-M8x30	M8	30	15	40.3.04.30
T Bolt-8-M8x35	M8	35	17	40.3.04.35
T Bolt-8-M8x40	M8	40	18	40.3.04.40

Hole Reducer Bolt

Feature: used with connection plate

Material: Zinc Plated Steel
Color: Sliver Blue

Hole Reducer Bolt

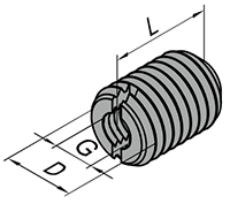

DESCRIPTION	D	G	L (mm)	NW (g/pcs)	PART NO.
Hole Reducer Bolt - M10/M6	M10	M6	20	8	45.3.05.10.6
Hole Reducer Bolt - M12/M6	M12	M6	20	8	50.3.05.12.6
Hole Reducer Bolt - M14/M6	M14	M6	20	16	30.3.05.14.6
Hole Reducer Bolt - M14/M8	M14	M8	20	13	30.3.05.14.8
Hole Reducer Bolt - M16/M8	M16	M8	20	19	60.3.05.16.8

Application:



Hole Reducer Bolt M14/M6
Hole Reducer Bolt M14/M8

For PG30/40/45/50/60
core hole –ϕ12 (M14)



Hole Reducer Bolt M10/M6

For PG45 corner hole – ϕ8 (M10)



Hole Reducer Bolt M12/M6

For PG50 corner hole – ϕ10 (M12)



Hole Reducer Bolt M16/M8

For PG60 corner hole – ϕ14 (M16)



4. ACCESSORIES

- ·End Cap
- ·T Slot Cover
- ·T Slot Reducing Profile
- · T Slot Insert Strip
- ·Profile Cover

End Cap



Application: End cover of profile section

Material: ABS
Color: Black/ Grey

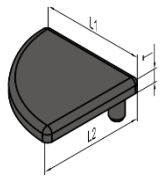

Type A – R90

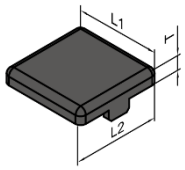

Type B - Center

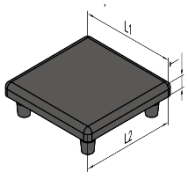

Type C - Corner

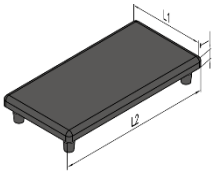

Type D

Type	DESCRIPTION	L1 (mm)	L2 (mm)	T (mm)	Mass (g/pcs)	PART NO.
Type A	End Cap – PG30 – 30x30, R90	30	30	5	3	30.4.01.030030.90
	End Cap – PG40 – 40x40, R90	40	40	5	4	40.4.01.040040.90
	End Cap – PG45 – 45x45, R90	45	45	5	4	45.4.01.045045.90
Type B	End Cap – PG20 – 40x40, center	40	40	5	7	40.4.01.040040.01
Type C	End Cap – PG20 – 20x20	20	20	4	1	20.4.01.020020
	End Cap – PG20 – 40x40	40	40	4	4	20.4.01.040040
	End Cap – PG30 – 30x30	30	30	5	3	30.4.01.030030
	End Cap – PG30 – 60x60	60	60	5	13	30.4.01.060060
	End Cap – PG40 – 40x40	40	40	5	6	40.4.01.040040
	End Cap – PG40 – 80x80	80	80	5	22	40.4.01.080080
	End Cap – PG45 – 45x45	45	45	5	8	45.4.01.045045
	End Cap – PG45 – 90x90	90	90	5	30	45.4.01.090090
	End Cap – PG50 – 50x50	50	50	5	10	50.4.01.050050
	End Cap – PG50 – 100x100	100	100	5	34	50.4.01.100100
	End Cap – PG60 – 60x60	60	60	5	14	40.4.01.060060
Type D	End Cap – PG20 – 20x40	20	40	4	33	20.4.01.020040
	End Cap – PG20 – 20x80	20	80	4	6	20.4.01.020080
	End Cap – PG30 – 30x60	30	60	5	7	30.4.01.030060
	End Cap – PG30 – 30x90	30	90	5	11	30.4.01.030090
	End Cap – PG30 – 30x120	30	120	5	14	30.4.01.030120
	End Cap – PG40 – 40x60	40	60	5	9	40.4.01.040060
	End Cap – PG40 – 40x80	40	80	5	13	40.4.01.040080
	End Cap – PG40 – 40x120	40	120	5	18	40.4.01.040120
	End Cap – PG40 – 40x160	40	160	5	23	40.4.01.040160
	End Cap – PG40 – 80x160	80	160	5	45	40.4.01.080160
	End Cap – PG45 – 45x90	45	90	5	16	45.4.01.045090
	End Cap – PG50 – 50x100	50	100	5	18	50.4.01.050100

T Slot Cover



Application: Cover the slot of profile, to prevent slot from dust and better appearance.

Material: PP
Color: Black/ Blue/ Grey/ Orange

T Slot Cover - 6

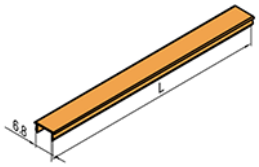

DESCRIPTION	Color	Mass (g/m)	Delivery Length	PART NO.
T Slot Cover – 6 - Black	Black	11	2000 mm/bar	20.4.02.01.01
T Slot Cover – 6 – Grey	Grey			20.4.02.01.02
T Slot Cover – 6 – Blue	Blue			20.4.02.01.03
T Slot Cover – 6 - Black	Orange			20.4.02.01.04

T Slot Cover - 8

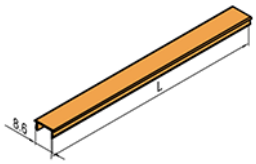

DESCRIPTION	Color	Mass (g/m)	Delivery Length	PART NO.
T Slot Cover – 8 – Black	Black	28	2000 mm/bar	4.02.01.01
T Slot Cover – 8 – Grey	Grey			4.02.01.02
T Slot Cover – 8 – Blue	Blue			4.02.01.03
T Slot Cover – 8 - Orange	Orange			4.02.01.04
T Slot Cover – 8 - Yellow	Yellow			4.02.01.05

T Slot Cover - 10

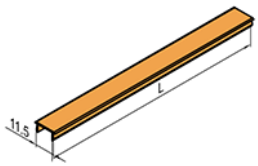

DESCRIPTION	Color	Mass (g/m)	Delivery Length	PART NO.
T Slot Cover – 10 – Black	Black	38	2000 mm/bar	00.4.02.01.01.02
T Slot Cover – 10 – Grey	Grey			00.4.02.01.02.02
T Slot Cover – 10 – Blue	Blue			00.4.02.01.03.02
T Slot Cover – 10 – Orange	Orange			00.4.02.01.04.02

T Slot Reducing Profile

Application: Panel installation for t-slot profile

Material: PVC
Color: Black

T Slot Reducing Profile - 8

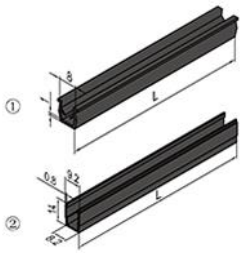

DESCRIPTION	Mass (g/m)	Delivery Length	PART NO.
T Slot Reducing Profile – 8 - 1	45	2000 mm/bar	30.4.02.03.01
T Slot Reducing Profile – 8 - 2	48		30.4.02.03.02

T Slot Reducing Profile - 10

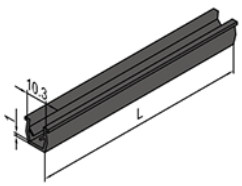

DESCRIPTION	Mass (g/m)	Delivery Length	PART NO.
T Slot Reducing Profile – 10	64	2000 mm/bar	00.4.02.03.02

Panel Sealing Strip

Application: Panel installation for t-slot profile, for 4-5 mm thickness panel

Material: Rubber
Color: Black/ Grey

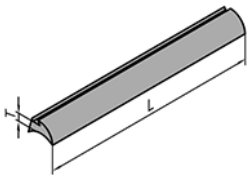

DESCRIPTION	Color	T (mm)	Mass (g/m)	PART NO.
Panel Sealing Strip – 1.5	Black	1.5	39	4.02.04.01
Panel Sealing Strip – 2.5	Grey	2.5	39	4.02.04.02

Profile Cover



Application: protect the surface of profiles

Material: Rubber
Color: Black

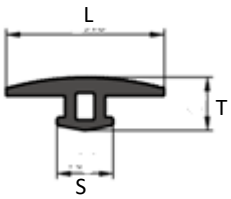

DESCRIPTION	L (mm)	T (mm)	S (mm)	Mass (g/m)	PART NO.
Protective Rubber Strip – 30	29.5	10	10.5	200	30.4.02.05.01
Protective Rubber Strip – 40	39.5	10	11	225	40.4.02.05.01

Sliding Hook

Material: PA6 + Steel
Application: sliding in the slot of profile

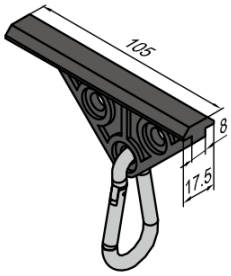

DESCRIPTION	Profile	NW (g/pcs)	PART NO.
Sliding Hook	PG30 PG40 PG45 PG50 PG60	43	30.4.10
Sliding Hook, with thread hole		43	30.4.10.01
Sliding Hook (Set)		44	30.4.10.02

Application:

Swivel Plate

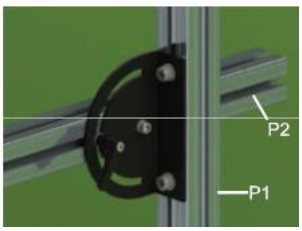

Material: PA6 + Steel

Application: used for connecting profiles where angle need adjustment

AB	Fastener
	M6x10 Screw Handle
	M6 Washer Zinc-plated
	M6 T Nut Nickel-plated

S	Fastener
	M6x10 Bolt Zinc-plated
	M6 Washer Zinc-plated
	M6 T Nut Nickel-plated

AC	Fastener
	M6x12 Screw Handle
	M6 Washer Zinc-plated
	M6 T Nut Nickel-plated

AA	Fastener
	M6x12 Screw Handle
	M6 Washer Zinc-plated
	M6 T Nut Nickel-plated

AD	Fastener
	M6x10 Bolt Zinc-plated
	M6 Washer Zinc-plated
	M6 T Nut Nickel-plated

UD	Fastener
	M8x14Bolt Zinc-plated
	M8 Washer Zinc-plated
	M8 Pre-set Nut Zinc-plated

Pivot Plate - 30

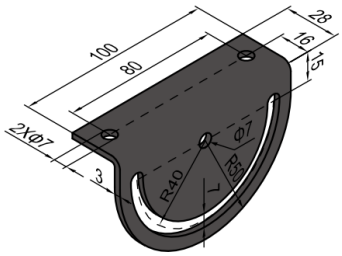

Pivot Plate - 40

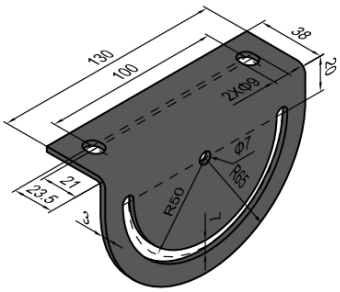

DESCRIPTION	P1	P2	FASTENER	NW (g)	PART NO.
Pivot Plate – 30-30/30	30	30	--	160	30.4.12.01
Pivot Plate – 30-30/30 (set)	30	30	1xAB+3xS	264	30.4.12.02
Pivot Plate – 40-40/30	40/45	30	--	160	40.4.12.01
Pivot Plate – 40-40/30 (set)	40/45	30	1xAA+1xS+2xUD	293	40.4.12.02
Pivot Plate – 40-40/45 (set)	40/45	40/45	1xAC+1xAD+2xUD	309	40.4.12.03



5. Door and Window Elements

- Handle
- Hinge
- Lock
- Magnet Catch
- Door Lock
- Door Sliding Profile

Handle



Material: PA6
Color: Black

B	Fastener
B_2	M5x25 Bolt Zinc-plated M5 Washer Zinc-plated
B_3	M5 T Nut Nickel-plated

G	Fastener
G_2	M6x25 Bolt Zinc-plated
G_3	M6 T Nut Nickel-plated

PA Handle - 90

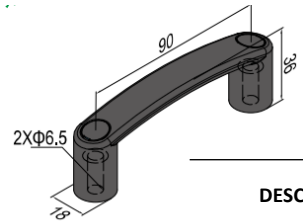

DESCRIPTION	PG	L (mm)	H (mm)	D1 (mm)	D2 (mm)	Fasteners	Mass (g)	PART NO.
PA6 Handle – 90 (pcs)	PG20	90	36	6.5	18	2xB2	23	20.4.04.01
PA6 Handle – 90 (set B)						2xB	40	20.4.04.02
PA6 Handle – 90 (pcs)	PG30	90	36	6.5	18	2xG2	23	30.4.04.05
PA6 Handle – 90 (set B)						2xG	40	30.4.04.06

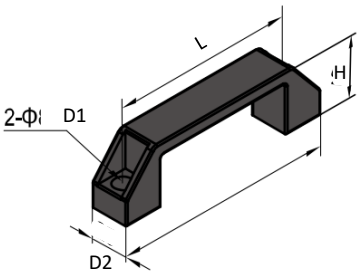

Q	Fastener
Q_1	M6x12 Bolt Zinc-plated M6 Washer Zinc-plated
Q_2	M6 T Nut Nickle-plated

J	Fastener
J_1	M8x16 Bolt Zinc-plated
J_2	M8 Square Nut Nickle-plated

DESCRIPTION	PG	L (mm)	H (mm)	D1 (mm)	D2 (mm)	Fasteners	Mass (g)	PART NO.
PA6 Handle – 115 (pcs)	PG30	115	40	8.5	25	2xQ1	52	30.4.04.01
PA6 Handle – 115 (set Q)						2xQ	61	30.4.04.02
PA6 Handle – 115 (pcs)	PG40 PG45 PG50 PG60	113	40	8.5	26	2xJ1	65	40.4.04.01
PA6 Handle – 115 (set J)						2xJ	90	40.4.04.02

Hinge – PA6

Application: for swing doors

Material: PA6 & Zinc plated CS
Color: Black

D	Fastener
D_1	M4x8 Bolt Zinc-plated
D_2	M4 T Nut Nickel-plated

L	Fastener
L_1	M6x14 Bolt Zinc-plated
L_2	M6 T Nut Nickel-plated

M	Fastener
M_1	M8x16 Bolt Zinc-plated
M_2	M8 Square Nut Zinc-plated

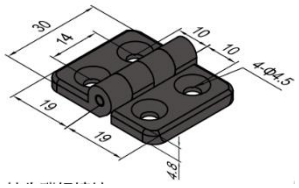

DESCRIPTION	L1 (mm)	L2 (mm)	H1 (mm)	H2 (mm)	D1 (mm)	D2 (mm)	Fasteners	Mass (g)	PART NO.
20/20 (pcs)	10	10	19	19	4.5	4.5	$4xD_2$	17	20.4.03.01.2020.01
20/20 (set D)							4xD	23	20.4.03.01.2020.02

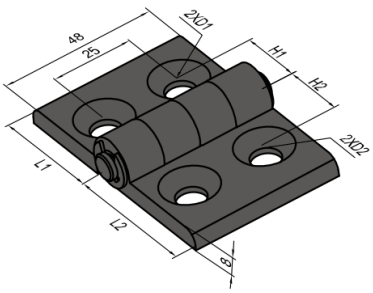

DESCRIPTION	L1 (mm)	L2 (mm)	H1 (mm)	H2 (mm)	D1 (mm)	D2 (mm)	Fasteners	Mass (g)	PART NO.
30/30 (pcs)	28	28	15	15	6.5	6.5	$4xL_1$	54	30.4.03.01.3030.01
30/30 (set L)							4xL	68	30.4.03.01.3030.02
30/40 (pcs)	28	38	15	20	6.5	8.5	$2xL_1+2xM_1$	63	30.4.03.01.3040.01
30/40 (set L/M)							2xL+2xM	92	30.4.03.01.3040.02
40/40 (pcs)	38	38	20	20	8.5	8.5	$4xM_1$	72	40.4.03.01.4040.01
40/40 (set M)							4xM	116	40.4.03.01.4040.02

Aluminum Hinge (Through Hole)

Application: for swing doors

Material: aluminum
Surface: nature anodized

E	Fastener
E_2	M4x10 Bolt Zinc-plated M4 Washer Zinc-plated
E_2	M4 T Nut Nickel-plated

N	Fastener
N_1	M6x14 Bolt Zinc-plated M6 Washer Zinc-plated
N_2	M6 T Nut Nickel-plated

P	Fastener
P_1	M8x16 Bolt Zinc-plated M8 Washer Zinc-plated
P_2	M8 Square Nut Zinc-plated

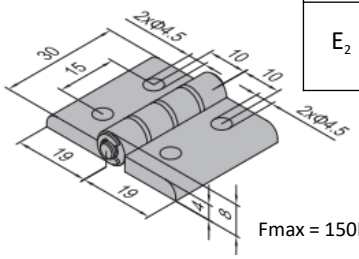

Fmax = 150N

DESCRIPTION	L1 (mm)	L2 (mm)	H1 (mm)	H2 (mm)	D1 (mm)	D2 (mm)	Fasteners	Mass (g)	PART NO.
Al 20/20 (pcs)	10	10	19	19	4.5	4.5	$4xE_2$	15	20.4.03.02.2020.01
Al 20/20 (set D)							4xE	25	20.4.03.02.2020.02

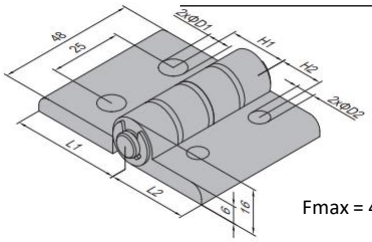

Fmax = 400N

DESCRIPTION	L1 (mm)	L2 (mm)	H1 (mm)	H2 (mm)	D1 (mm)	D2 (mm)	Fasteners	Mass (g)	PART NO.
Al 30/30 (pcs)	28	28	15	15	6.5	6.5	$4xN_1$	69	30.4.03.02.3030.01
Al 30/30 (set N)							4xN	97	30.4.03.02.3030.02
Al 30/40 (pcs)	28	38	15	20	6.5	8.5	$2xN_1+2xP_1$	74	30.4.03.02.3040.01
Al 30/40 (set N/P)							2xN+2xP	122	30.4.03.02.3040.02
Al 30/45 (pcs)	28	38	22.5	15	6.5	8.5	$2xN_1+2xP_1$	74	30.4.03.02.3040.01
Al 30/45 (set N/P)							2xN+2xP	122	30.4.03.02.3040.02
Al 40/40 (pcs)	38	38	20	20	8.5	8.5	$4xP_1$	81	40.4.03.02.4040.01
Al 40/40 (set P)							4xP	149	40.4.03.02.4040.02
Al 40/45 (pcs)	38	38	22.5	20	8.5	8.5	$4xP_1$	81	40.4.03.02.4045.01
Al 40/45 (set P)							4xP	149	40.4.03.02.4045.02
Al 45/45 (pcs)	38	38	22.5	22.5	8.5	8.5	$4xP_1$	81	45.4.03.02.4545.01
Al 45/45 (set P)							4xP	149	45.4.03.02.4545.02

Aluminum Hinge (Through Hole)

Application: for swing doors

Material: aluminum
Surface: nature anodized

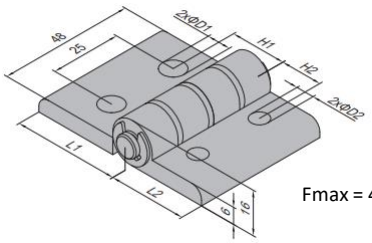

Fmax = 400N

N	Fastener
N_1	M6x14 Bolt, Zinc-plated M6 Washer, Zinc-plated
N_2	M6 T Nut, Nickel-plated

P	Fastener
P_1	M8x16 Bolt, Zinc-plated M8 Washer, Zinc-plated
P_2	M8 Square Nut, Zinc-plated

DESCRIPTION	L1 (mm)	L2 (mm)	H1 (mm)	H2 (mm)	D1 (mm)	D2 (mm)	Fasteners	Mass (g)	PART NO.
Al 30/50 (pcs)	28	28	15	25	6.5	8.5	$4xN_1$	97	50.4.03.02.3050.01
Al 30/50 (set N)							4xN	131	50.4.03.02.3050.02
Al 40/50 (pcs)	38	38	20	25	8.5	8.5	$2xN_1+2xP_1$	113	50.4.03.02.4050.01
Al 40/50 (set N/P)							2xN+2xP	162	50.4.03.02.4050.02
Al 50/50 (pcs)	38	38	22.5	25	8.5	8.5	$2xN_1+2xP_1$	113	50.4.03.02.5050.01
Al 50/50 (set N/P)							2xN+2xP	162	50.4.03.02.5050.02

Aluminum Hinge (Through Hole) - Black

Application: for swing doors

Material: aluminum
Surface: black anodized
Color: black

BN	Fastener
BN_1	M6x14 Bolt Black M6 Washer Black
BN_2	M6 T Nut Nickel-plated

BP	Fastener
BP_1	M8x16 Bolt Black M8 Washer Black
BP_2	M8 Square Nut Zinc-plated

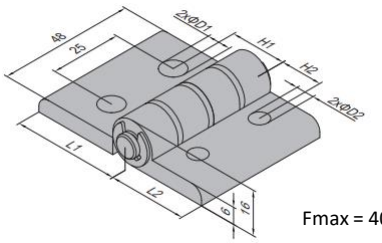

Fmax = 400N

DESCRIPTION	L1 (mm)	L2 (mm)	H1 (mm)	H2 (mm)	D1 (mm)	D2 (mm)	Fasteners	Mass (g)	PART NO.
Al 30/30 (pcs), black	28	28	15	15	6.5	6.5	$4xBN_1$	69	30.4.03.03.3030.01
Al 30/30 (set N), black							4xBN	97	30.4.03.03.3030.02
Al 30/40 (pcs), black	28	38	15	20	6.5	8.5	$2xBN_1+2xBP_1$	74	30.4.03.03.3040.01
Al 30/40 (set N/P), black							2xBN+2xBP	122	30.4.03.03.3040.02
Al 30/45 (pcs), black	28	38	22.5	15	6.5	8.5	$2xBN_1+2xBP_1$	74	30.4.03.03.3040.01
Al 30/45 (set N/P), black							2xBN+2xBP	122	30.4.03.03.3040.02
Al 40/40 (pcs), black	38	38	20	20	8.5	8.5	$4xBP_1$	81	40.4.03.03.4040.01
Al 40/40 (set P), black							4xBP	149	40.4.03.03.4040.02
Al 40/45 (pcs), black	38	38	22.5	20	8.5	8.5	$4xBP_1$	81	40.4.03.03.4045.01
Al 40/45 (set P), black							4xBP	149	40.4.03.03.4045.02
Al 45/45 (pcs), black	38	38	22.5	22.5	8.5	8.5	$4xBP_1$	81	45.4.03.03.4545.01
Al 45/45 (set P), black							4xBP	149	45.4.03.03.4545.02
Al 30/50 (pcs), black	28	28	15	25	6.5	8.5	$4xBN_1$	97	50.4.03.03.3050.01
Al 30/50 (set N), black							4xBN	131	50.4.03.03.3050.02
Al 40/50 (pcs), black	38	38	20	25	8.5	8.5	$2xBN_1+2xBP_1$	113	50.4.03.03.4050.01
Al 40/50 (set N/P), black							2xBN+2xBP	162	50.4.03.03.4050.02
Al 50/50 (pcs), black	38	38	22.5	25	8.5	8.5	$2xBN_1+2xBP_1$	113	50.4.03.03.5050.01
Al 50/50 (set N/P), black							2xBN+2xBP	162	50.4.03.03.5050.02

Aluminum Hinge (Countersink Hole)

Application: for swing doors

Material: aluminum
Surface: nature anodized

D	Fastener
D_1	M4x8 Bolt, Zinc-plated
D_2	M4 T Nut, Nickel-plated

L	Fastener
L_1	M6x12 Bolt, Zinc-plated
L_2	M6 T Nut, Nickel-plated

M	Fastener
M_1	M8x16 Bolt, Zinc-plated
M_2	M8 Square Nut, Nickel-plated

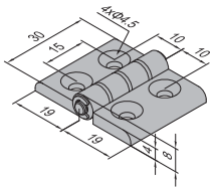

Fmax = 150N

DESCRIPTION	L1 (mm)	L2 (mm)	H1 (mm)	H2 (mm)	D1 (mm)	D2 (mm)	Fasteners	Mass (g)	PART NO.
Al 20/20 (pcs)	10	10	19	19	4.5	4.5	$4xD_2$	15	20.4.03.02.2020.01
Al 20/20 (set D)							4xD	25	20.4.03.02.2020.02

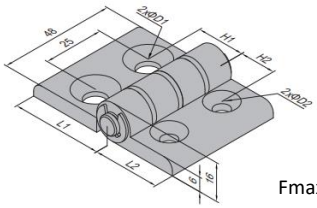

Fmax = 400N

DESCRIPTION	L1 (mm)	L2 (mm)	H1 (mm)	H2 (mm)	D1 (mm)	D2 (mm)	Fasteners	Mass (g)	PART NO.
Al 30/30 (pcs)	28	28	15	15	6.5	6.5	$4xL_1$	69	30.4.03.04.3030.01
Al 30/30 (set L)							4xL	97	30.4.03.04.3030.02
Al 30/40 (pcs)	28	38	15	20	6.5	8.5	$2xL_1+2xM_1$	74	30.4.03.04.3040.01
Al 30/40 (set L/M)							2xL+2xM	122	30.4.03.04.3040.02
Al 30/45 (pcs)	28	38	22.5	15	6.5	8.5	$2xL_1+2xM_1$	74	30.4.03.04.3040.01
Al 30/45 (set L/M)							2xL+2xM	122	30.4.03.04.3040.02
Al 40/40 (pcs)	38	38	20	20	8.5	8.5	$4xM_1$	81	40.4.03.04.4040.01
Al 40/40 (set M)							4xM	149	40.4.03.04.4040.02
Al 40/45 (pcs)	38	38	22.5	20	8.5	8.5	$4xM_1$	81	40.4.03.04.4040.01
Al 40/45 (set M)							4xM	149	40.4.03.04.4040.02
Al 45/45 (pcs)	38	38	22.5	22.5	8.5	8.5	$4xM_1$	81	40.4.03.04.4040.01
Al 45/45 (set M)							4xM	149	40.4.03.04.4040.02

Aluminum Hinge (Removable Hinge)

Application: for swing doors

Material: aluminum
Surface: nature anodized
Fmax: 400N

Removable Hinge - L

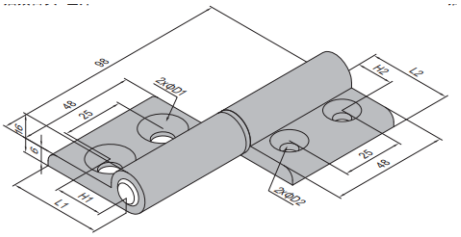

Removable Hinge - R

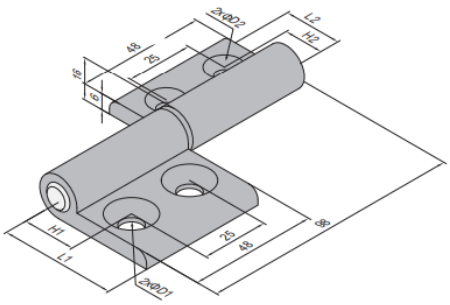

L	Fastener
L_1	M6x12 Bolt Zinc-plated
L_2	M6 T Nut Nickel-plated

M	Fastener
M_1	M8x16 Bolt Zinc-plated
M_2	M8 Square Nut Nickel-plated

DESCRIPTION	L1 (mm)	L2 (mm)	H1 (mm)	H2 (mm)	D1 (mm)	D2 (mm)	Fasteners	Mass (g)	PART NO. (L)	PART NO. (R)
Al 30/30 (pcs)	28	28	15	15	6.5	6.5	$4xL_1$	105	7.26.30.30	7.27.30.30
Al 30/30 (set L)							4xL	133	7.26.30.30.ST	7.27.30.30.ST
Al 30/40 (pcs)	38	28	20	15	8.5	6.5	$2xL_1+2xM_1$	110	7.26.30.40	7.27.30.40
Al 30/40 (set L/M)							2xL+2xM	158	7.26.30.40.ST	7.27.30.40.ST
Al 30/45 (pcs)	38	28	22.5	15	8.5	6.5	$2xL_1+2xM_1$	110	7.26.30.45	7.27.30.45
Al 30/45 (set L/M)							2xL+2xM	158	7.26.30.45.ST	7.27.30.45.ST
Al 40/40 (pcs)	38	38	20	20	8.5	8.5	$4xM_1$	118	7.26.40.40	7.27.40.40
Al 40/40 (set M)							4xM	186	7.26.40.40.ST	7.27.40.40.ST
Al 40/45 (pcs)	38	38	22.5	20	8.5	8.5	$4xM_1$	118	7.26.40.45	7.27.40.45
Al 40/45 (set M)							4xM	186	7.26.40.45.ST	7.27.40.45.ST
Al 45/45 (pcs)	38	38	22.5	22.5	8.5	8.5	$4xM_1$	118	7.26.45.45	7.27.45.45
Al 45/45 (set M)							4xM	186	7.26.45.45.ST	7.27.45.45.ST

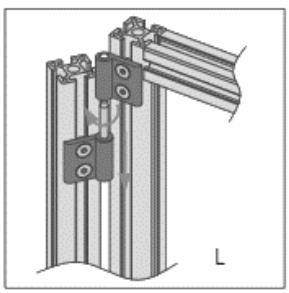

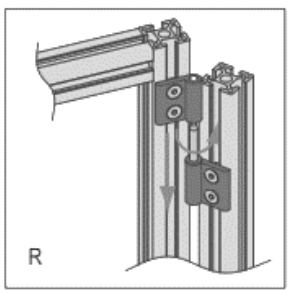

Lock

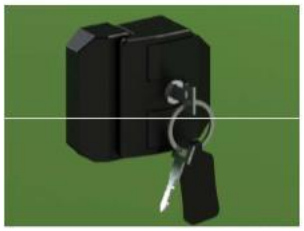

Application: Compact metal lock with self-locking design

Material: die cast zinc
Surface: black electrophoresis

LA	Fastener
	M6x30 Bolt Zinc-plated

LB	Fastener
	M6x40 Bolt Zinc-plated

LC	Fastener
	M6x45 Bolt Zinc-plated

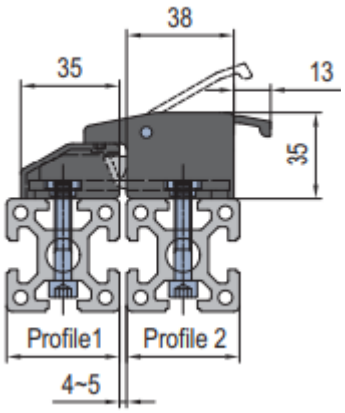

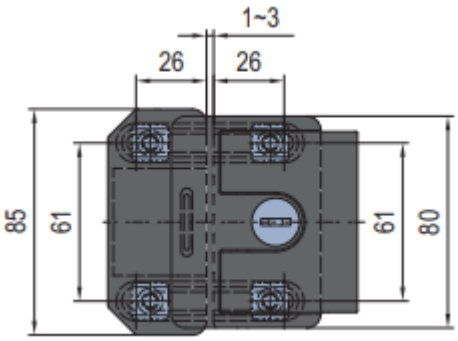

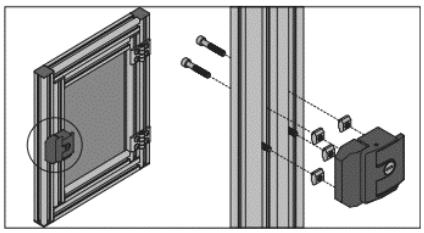

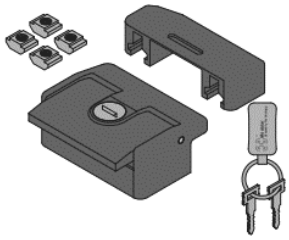

DESCRIPTION	Profile 1	Profile 2	Fasteners	Mass (g)	PART NO.
Lock – 4040	PG40	PG40	4xLB	728	40.4.17.02
Lock – 4540	PG45	PG40	2xLB 2xLC	731	45.4.17.01
Lock – 4545	PG45	PG45	4xLC	733	45.4.17.02

Door Lock

Application: could be easily and fast assembled on doors and windows

Material: aluminum
Surface: black electrophoresis

AG	Fastener
	M6x14 Bolt Zinc-plated
	M6 Spring Washer Zinc-plated steel

BP	Fastener
	M6x20 Bolt Zinc-plated
	M8 Spring Washer Zinc-plated steel

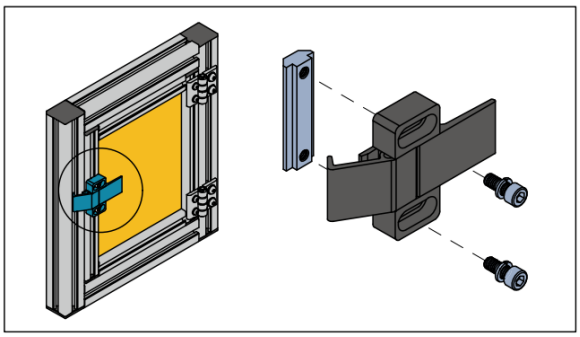

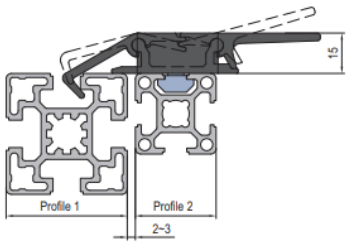

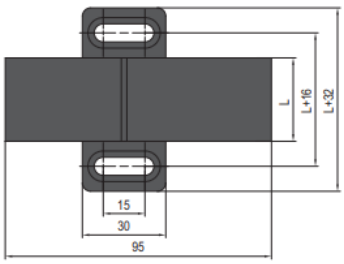

DESCRIPTION	Profile 1	Profile 2	Fasteners	Mass (g)	PART NO.
Door Lock – 3040	PG40	PG30	2xAG	115	30.4.19.3040.02
Door Lock – 3045	PG45	PG30	2xAG	115	30.4.19.3045.02
Door Lock – 4040	PG40	PG40	2xAH	115	40.4.19.4040.02
Door Lock – 4045	PG45	PG40	2xAH	115	40.4.19.4045.02
Door Lock – 4545	PG45	PG45	2xAH	115	45.4.19.4545.02

Door Latch

Application: prevent the door or window from swing

Material: aluminum
Surface: anodized

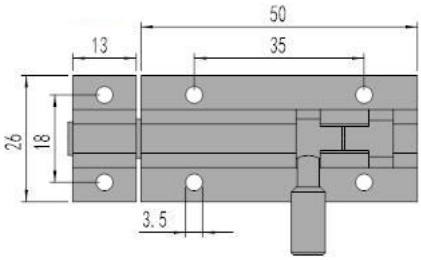

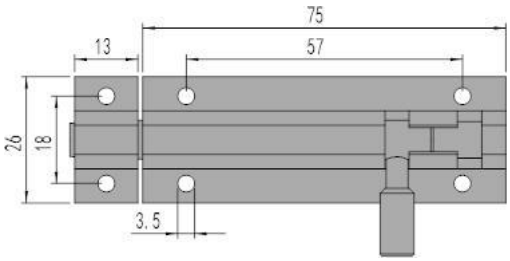

DESCRIPTION	NW (g)	PART NO.
Door Latch (2 inches)	44	40.4.21.01
Door Latch (3 inches)	58	40.4.21.02

Door Sliding Profile



Application: the door sliding profile can clips in strut profiles;
suitable for low-weight sliding doors and windows

Material: sliding door profile – PVC; sliding bar – PE
Color: door sliding profile – grey; sliding bar – nature.

Door Sliding Profile - 8

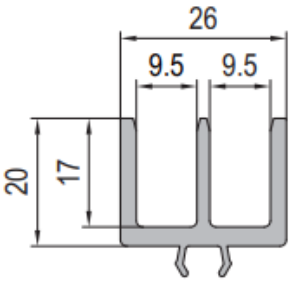

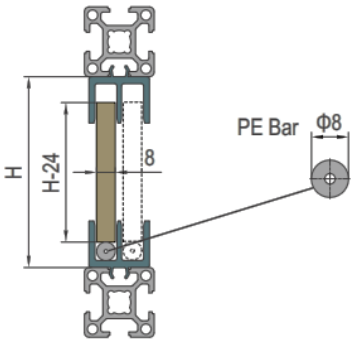

DESCRIPTION	PG	Mass (g/m)	Length (mm)	PART NO.
Door Sliding Profile – 8	PG30 PG40	330	3000 mm/bar	7.51.08
Door Sliding Profile – 8 (with 2 PE bar)		390		7.51.08.ST



6. Ground Elements

- Leveling Foot
- Base Plate
- Mounting Plate
- Castor
- Base Angle
- Foot and Castor Components

Leveling Foot - Swivel Foot

Application: to support the structures where gradual height adjustment is needed, allowing the foot to swivel to an angle up to 30° ;
suitable for components moved frequently.

Material: Base – PA6;
Spindle – Zinc-plated steel;
Pad – rubber.

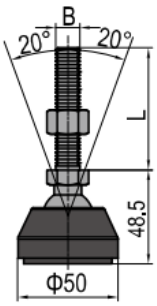

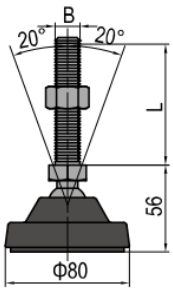

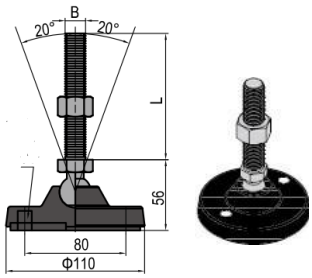

DESCRIPTION	D (mm)	BxL (mm)	Max Load (N)	Mass (g)	PART NO.
Swivel Foot – PA6 Base	50	M12x60	12000	184	30.4.05.1.50.12.60
		M12x100	12000	217	30.4.05.1.50.12.100
	80	M12x60	14000	235	30.4.05.1.80.12.60
		M12x100	14000	263	30.4.05.1.80.12.100
		M14x60	15000	258	30.4.05.1.80.14.60
		M16x100	16000	335	30.4.05.1.80.16.100
		M16x150	16000	407	30.4.05.1.80.16.150
	110	M12x60	17000	315	30.4.05.1.110.12.60
		M12x100	17000	343	30.4.05.1.110.12.100
		M14x60	18000	338	30.4.05.1.110.14.60
		M16x100	19000	415	30.4.05.1.110.16.100
		M16x150	19000	461	30.4.05.1.110.16.150
		M20x100	20000	517	30.4.05.1.110.20.100

Base Plate

Application: used for supporting strut profile

Material: steel
Surface and color: electrophoresis, black

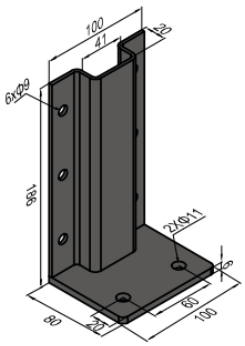

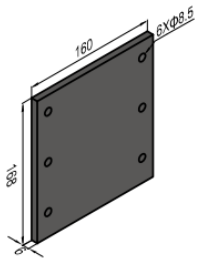

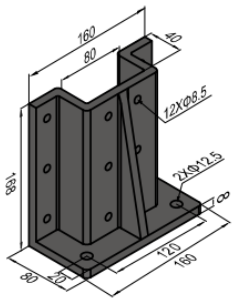

XL	Fastener
	M8x16 Bolt Zinc-plated
	M8 Washer Zinc-plated
	M8 Nut Zinc-plated

U	Fastener
	M8x16 Bolt Zinc-plated
	M8 Washer Zinc-plated
	M8 Square Nut Zinc-plated

AP	Fastener
	M8x25 Bolt Zinc-plated
	M8 Washer Zinc-plated
	M8 Nut Zinc-plated

DESCRIPTION	FASTENING SET	NW (g)	PART NO.
4040		1680	40.4.09.4040.01
4040 (6xXL)	6xXL	1797	40.4.09.4040.02
4080		3850	40.4.09.4080.01
4080 (6xU+6xAP)	6xU+6xAP	4126	40.4.09.4080.02
8080		5360	40.4.09.8080.01
8080 (12xU+6xAP)	12xU+6xAP	5777	40.4.09.8080.02

Mounting Plate




Application: for the connection between profile end and the leveling foot.

Material: steel
Surface and color: electrophoresis, black ;
Zinc-plated, silver.

NA	Fastener
	M5x25 Bolt Zinc-plated

R	Fastener
	M6x20 Bolt Zinc-plated
	M14/M6 Reducer bolt Zinc-plated steel

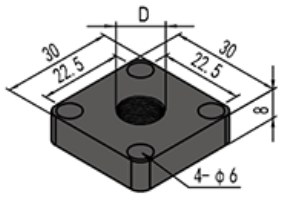

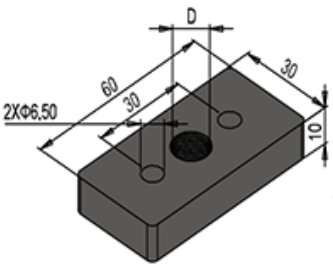

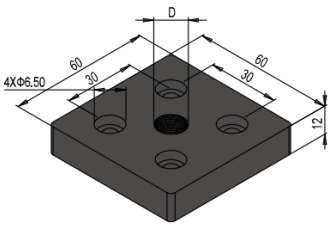

DESCRIPTION	FASTENER	D (mm)	NW (g)	PART NO.
3030-M12 Plate	--	M12	42	30.4.07.1.3030.12.01
3030-M12 Plate (4xY)	2xNA	M12	74	30.4.07.1.3030.12.02
3030-M14 Plate	--	M12	79	30.4.07.1.3060.12.01
3030-M14 Plate (4xY)	2xR	M12	123	30.4.07.1.3060.12.02
3060-M12 Plate	-	M12	79	30.4.07.1.3060.14.01
3060-M12 Plate (4xY)	2xR	M12	123	30.4.07.1.3060.14.02
6060-M12 Plate	-	M12	212	30.4.07.1.6060.12.01
6060-M12 Plate (4xR)	4xR	M12	300	30.4.07.1.6060.12.02
6060-M14 Plate	-	M14	212	30.4.07.1.6060.14.01
6060-M14 Plate (4xR)	4xR	M14	300	30.4.07.1.6060.14.02
6060-M16 Plate	-	M16	212	30.4.07.1.6060.16.01
6060-M16 Plate (4xR)	4xR	M16	300	30.4.07.1.6060.16.02
6060-M20 Plate	-	M20	212	30.4.07.1.6060.20.01
6060-M20 Plate (4xR)	4xR	M20	300	30.4.07.1.6060.20.02

Mounting Plate




Application: for the connection between profile end and the leveling foot.

Material: steel
Surface and color: electrophoresis, black ; Zinc-plated, silver.

Y	Fastener
	M6x20 Bolt Zinc-plated

BC	Fastener
	M8x20 Bolt Zinc-plated
	M14/M8 Reducer bolt Zinc-plated steel

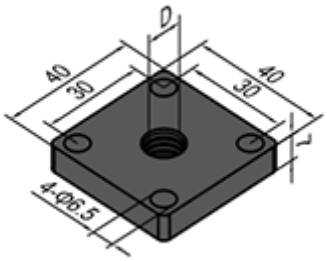

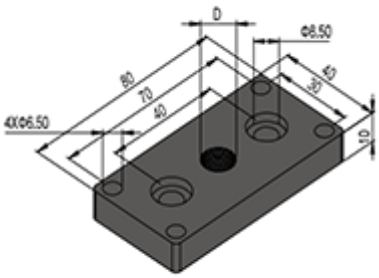

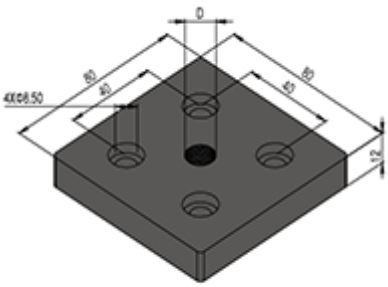

DESCRIPTION	FASTENER	D (mm)	NW (g)	PART NO.
4040-M12 Plate		M12	81	40.4.07.1.4040.12.01
4040-M12 Plate (4xY)	4xY	M12	105	40.4.07.1.4040.12.02
4040-M14 Plate		M14	81	40.4.07.1.4040.14.01
4040-M14 Plate (4xY)	4xY	M14	105	40.4.07.1.4040.14.02
4080-M12 Plate		M12	138	40.4.07.1.4080.12.01
4080-M12 Plate (4xY)	4xY	M12	162	40.4.07.1.4080.12.02
4080-M12 Plate (2xBC)	2xBC	M12	194	40.4.07.1.4080.12.03
4080-M14 Plate		M14	138	40.4.07.1.4080.14.01
4080-M14 Plate (4xY)	4xY	M14	162	40.4.07.1.4080.14.02
4080-M14 Plate (2xBC)	2xBC	M14	194	40.4.07.1.4080.14.03
4080-M16 Plate		M16	138	40.4.07.1.4080.16.01
4080-M16 Plate (4xY)	4xY	M16	162	40.4.07.1.4080.16.02
4080-M16 Plate (2xBC)	2xBC	M16	194	40.4.07.1.4080.16.03
8080-M16 Plate		M16	380	40.4.07.1.8080.16.01
8080-M16 Plate (4xBC)	4xBC	M16	492	40.4.07.1.8080.16.02
8080-M20 Plate		M20	380	40.4.07.1.8080.20.01
8080-M20 Plate (4BC)	4xBC	M20	492	40.4.07.1.8080.20.02

Mounting Plate




Application: for the connection between profile end and the leveling foot.

Material: steel
Surface and color: electrophoresis, black ;
Zinc-plated, silver.

BE	Fastener
	M6x20 Bolt Zinc-plated
	M14/M6 Reducer bolt Zinc-plated steel

BC	Fastener
	M8x20 Bolt Zinc-plated
	M14/M8 Reducer bolt Zinc-plated steel

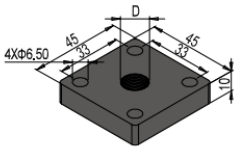

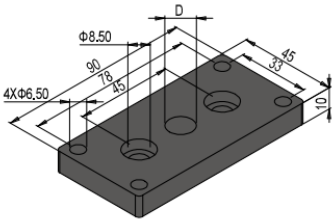

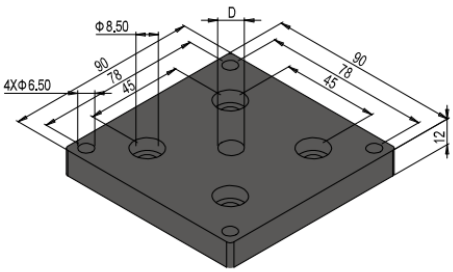

DESCRIPTION	FASTENER	D (mm)	NW (g)	PART NO.
4545-M12 Plate		M12	97	45.4.07.1.4545.12.01
4545-M12 Plate (4xY)	4BE	M12	153	45.4.07.1.4545.12.02
4545-M14 Plate		M14	97	45.4.07.1.4545.14.01
4545-M14 Plate (4xY)	4xBE	M14	153	45.4.07.1.4545.14.02
4590-M12 Plate		M12	176	45.4.07.1.4590.12.01
4590-M12 Plate (4xY)	4xBE	M12	232	45.4.07.1.4590.12.02
4590-M12 Plate (2xBC)	2xBC	M12	232	45.4.07.1.4590.12.03
4590-M14 Plate		M14	176	45.4.07.1.4590.14.01
4590-M14 Plate (4xY)	4xBE	M14	232	45.4.07.1.4590.14.02
4590-M14 Plate (2xBC)	2xBC	M14	232	45.4.07.1.4590.14.03
4590-M16 Plate		M16	176	45.4.07.1.4590.16.01
4590-M16 Plate (4xY)	4xBE	M16	232	45.4.07.1.4590.16.02
4590-M16 Plate (2xBC)	2xBC	M16	232	45.4.07.1.4590.16.03
9090-M16 Plate		M16	494	45.4.07.1.9090.16.01
9090-M16 Plate (4xBC)	4xBC	M16	606	45.4.07.1.9090.16.02
9090-M20 Plate		M20	494	45.4.07.1.9090.20.01
9090-M20 Plate (4BC)	4xBC	M20	606	45.4.07.1.9090.20.02

Mounting Plate - Aluminum



Application: for the connection between profile end and the leveling foot.

Material: aluminum
Surface and color: anodized nature

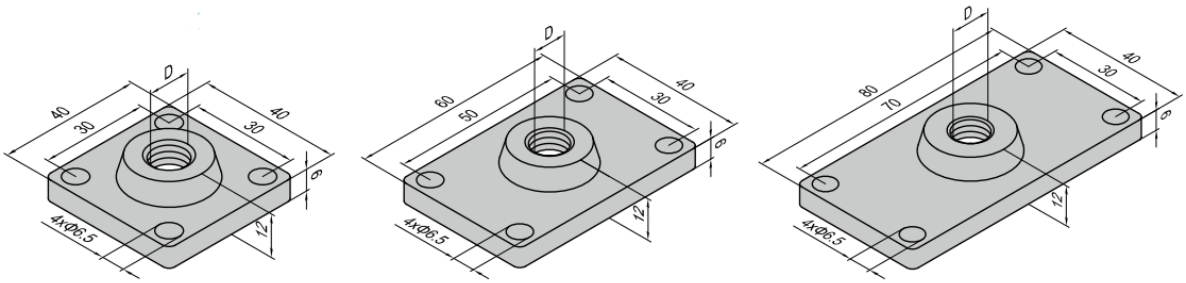

Y	Fastener
	← M6x20 Bolt Zinc-plated

DESCRIPTION	FASTENER	D (mm)	NW (g)	PART NO.
4040-M12 Plate		M12	29	40.4.07.2.4040.12.01
4040-M12 Plate (4xY)	4xY	M12	53	40.4.07.2.4040.12.02
4060-M12 Plate		M12	44	40.4.07.2.4060.12.01
4060-M12 Plate (4xY)	4xY	M12	68	40.4.07.2.4060.12.02
4080-M12 Plate		M12	62	40.4.07.2.4080.12.01
4080-M12 Plate (4xY)	4xY	M12	86	40.4.07.2.4080.12.02
4080-M16 Plate		M16	62	40.4.07.2.4080.16.01
4080-M16 Plate (4xY)	4xY	M16	86	40.4.07.2.4080.16.02

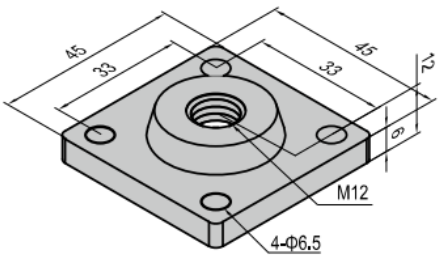

DESCRIPTION	FASTENER	D (mm)	NW (g)	PART NO.
4545-M12 Plate		M12	29	45.4.07.2.4545.12.01
4545-M12 Plate (4xBE)	4xBE	M12	85	45.4.07.2.4545.12.02

BE	Fastener
	← M6x20 Bolt Zinc-plated

Castor

Material: plate/ thread - electrophoresis steel;
wheel – PU.



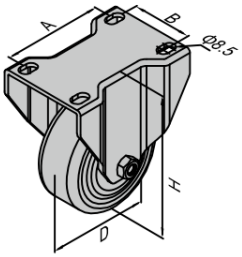

Plate Caster (fixed)

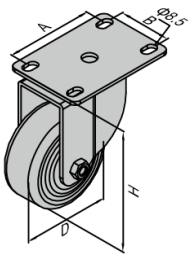

Plate Caster (swivel)

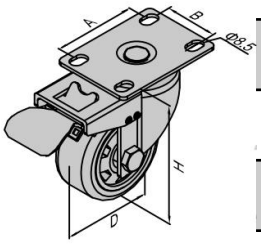

Plate Caster with Brake (swivel)

DESCRIPTION	D (mm)	AxB (mm)	H (mm)	Loading Capacity(N)	NW (g)	PART NO.
50-plate caster	50	52x35	73	500	290	40.4.06.1.1.50
75-plate caster	75	73x45	105	1200	770	40.4.06.1.1.75
100-plate caster	100	73x45	130	1400	890	40.4.06.1.1.100
50-plate caster (swivel)	50	52x35	73	500	293	40.4.06.1.2.50.2
75-plate caster (swivel)	75	73x45	105	1200	666	40.4.06.1.2.75.2
100-plate caster (swivel)	100	73x45	130	1400	855	40.4.06.1.2.100.2
50-plate caster with brake (swivel)	50	52x35	73	500	348	40.4.06.1.2.50.1
75-plate caster with brake (swivel)	75	73x45	105	1200	854	40.4.06.1.2.75.1
100-plate caster with brake (swivel)	100	73x45	130	1400	910	40.4.06.1.2.100.1

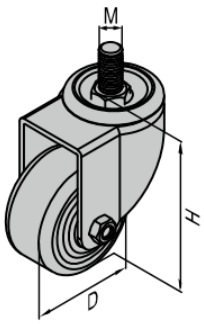

Thread Caster (swivel)

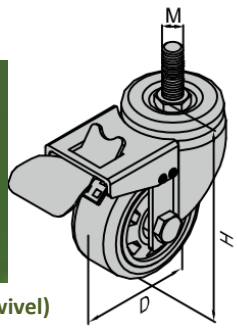

Thread Caster with Brake (swivel)

DESCRIPTION	D (mm)	M	H (mm)	Loading Capacity (N)	NW (g)	PART NO.
50-thread caster (swivel)	50	M12	73	500	285	40.4.06.2.2.50.2
75-thread caster (swivel)	75	M12	105	1200	618	40.4.06.2.2.75.2
100-thread caster (swivel)	100	M12	130	1400	835	40.4.06.2.2.100.2
50-thread caster with brake (swivel)	50	M12	73	500	341	40.4.06.2.2.50.1
75-thread caster with brake (swivel)	75	M12	105	1200	746	40.4.06.2.2.75.1
100-thread caster with brake (swivel)	100	M12	130	1400	890	40.4.06.2.2.100.1

Base Angle

Application: used together with leveling foot for supporting purpose

Material: steel
Surface and color: electrophoresis, black

UD	Fastener
	M8x14 Bolt Zinc-plated
	M8 Washer Zinc-plated
	M8 Square Nut Zinc-plated

DESCRIPTION	FASTENING SET	NW (g)	PART NO.
Base Angle-Left	--	302	40.4.08.1.01
Base Angle-Left (2xUD)	2xUD	349	40.4.08.1.02
Base Angle-Right	--	302	40.4.08.2.01
Base Angle-Right (2xUD)	2xUD	349	40.4.08.2.02

Foot and Castor Components



Material: plate – cast steel
Color: plate – silver;
castor – black.

P	Fastener
P_1	M8x16 Bolt Zinc-plated M8 Washer Zinc-plated
P_3	M10x16 Bolt Zinc-plated M10 Square Nut Zinc-plated

H	Fastener
	M8x25 Bolt Zinc-plated M8 Spring Washer Zinc-plated M8 Square Nut Zinc-plated M8 Washer Zinc-plated

AE	Fastener
	M8x25 Bolt Zinc-plated M8 Spring Washer Zinc-plated M8 Square Nut Zinc-plated M14/M8 Reducer bolt Zinc-plated

Light loaded

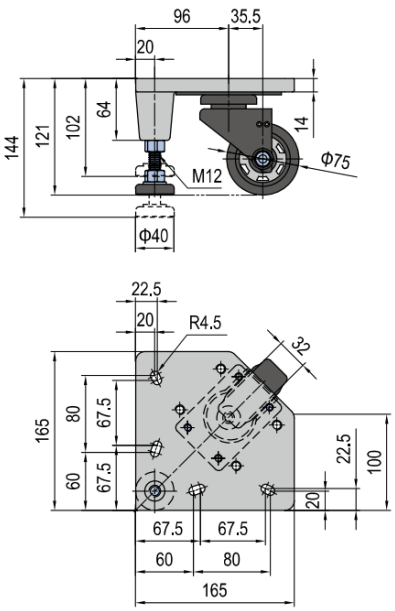

Heavy loaded

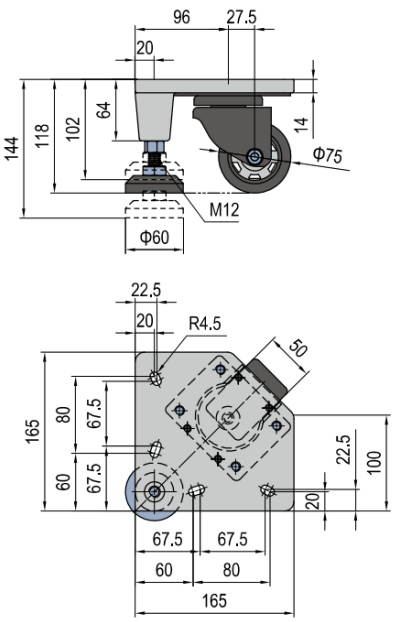

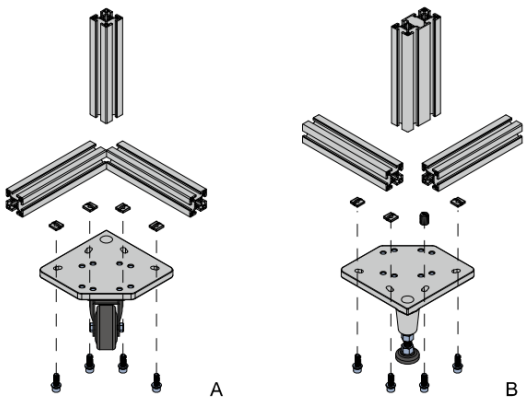

DESCRIPTION	FASTENING SET	Loading Capacity (N)	NW (g)	PART NO.
Caster foot component		1050	3.9	40.4.07.3.12.01
Caster foot component 4040	4xH+4xP1	1050	3.95	40.4.07.3.4040.12.02
Caster foot component 4040	4xH+4xP3	6000	4.65	40.4.07.3.4040.12.03
Caster foot component 4080	3xH+1xAE+4xP1	1050	3.95	40.4.07.3.4080.12.02
Caster foot component 4080	3xH+1xAE+4xP3	6000	4.65	40.4.07.3.4080.12.03



7. Panel Installation Elements

- PMMA
- Mesh
- Al Composite Panel
- Panel Mounting Block
- Mesh Mounting Block



ACP

Material: Aluminum
Application: protective panel for machine guard

DESCRIPTION	PART NO.
ACP 4mm (silver grey)	40.4.13.LW



Wire Mesh

Material: paint coated steel
Application: protective mesh for machine guard

DESCRIPTION	PART NO.
3mm-30x30 (black)	40.4.14.LW

Acrylic

Application: used for protective panel of machine
Color: Silver grey

DESCRIPTION	PART NO.
4mm PMMA (transparent)	40.4.15.LW
5mm PMMA	40.4.15.LW.B

1. The maximum effective size of mesh is 1700 x 1200 mm. If larger area is needed, we suggest to add several cross-beam for mesh installation.
2. L (length of mesh in the frame) = inside frame length + 10mm; W (width of mesh in the frame) = inside frame width + 10mm.
3. Notification on cutting to size service: considering the behavior of material during cut, the cut-off tolerances are in DIN ISO 2768 tolerance class c.

Panel Mounting Block



Application: connection between profile and panel

Material: Plastic
Color: nature/ black

AM	Fastener
	M6x20 Bolt Zinc-plated
	M6 Washer Zinc-plated
	M6 Nut Zinc-plated

AM	Fastener
	M6x25 Bolt Zinc-plated
	M6 Washer Zinc-plated
	M6 Nut Zinc-plated

Panel Mounting Block – PG30

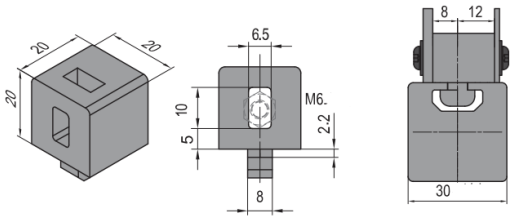

Panel Mounting Block – PG40

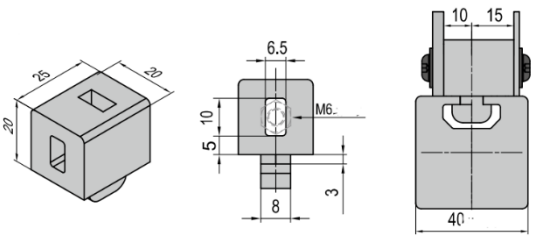

DESCRIPTION	PROFILE	FASTENING	NW (g)	PART NO.
Panel Block	PG30	--	9	30.4.16.01
Panel Block (1xAM)		1xAM	16	30.4.16.02
Panel Block	PG40 PG45 PG50 PG60	--	11	40.4.16.01
Panel Block (1xAN)		1xAN	18	40.4.16.02



Mesh Mounting Block



Application: connection between profile and mesh

Material: Zinc plated steel
Color: Silver blue

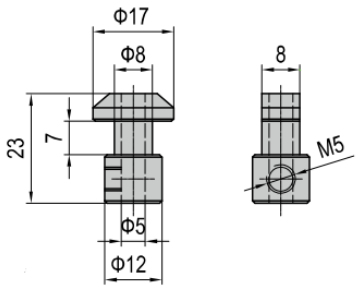

DESCRIPTION	PROFILE	NW (g)	PART NO.
Mesh Block	PG40	12	40.4.20.02